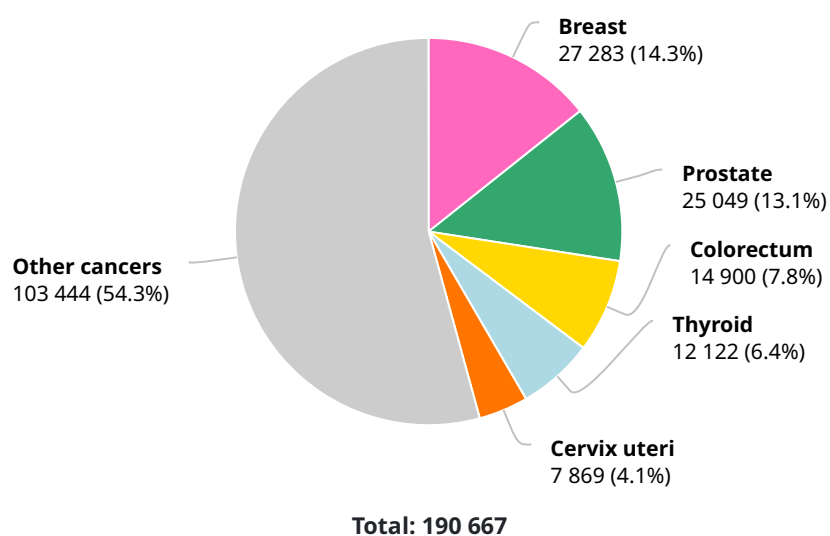


Mexico

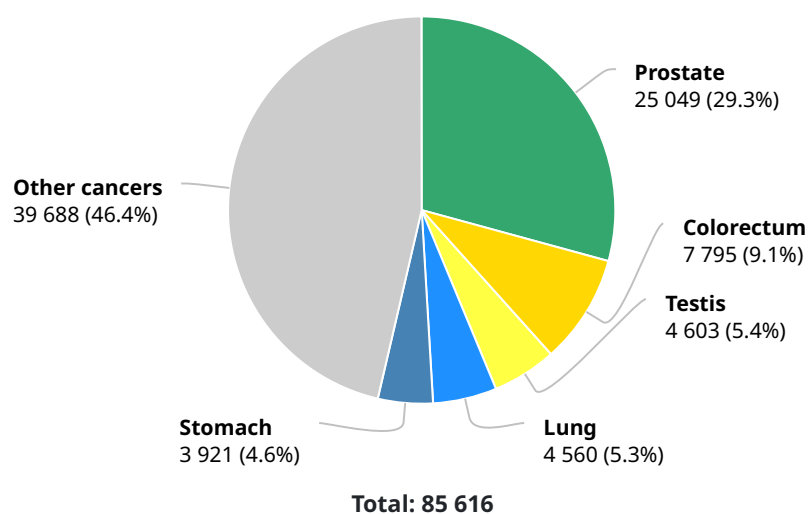
Source: Globocan 2018



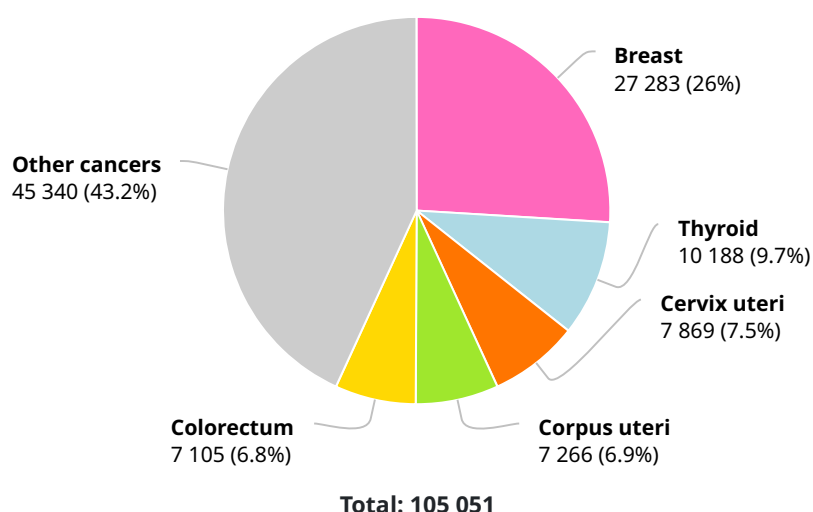
Number of new cases in 2018, both sexes, all ages



Number of new cases in 2018, males, all ages



Number of new cases in 2018, females, all ages



Summary statistic 2018

	Males	Females	Both sexes
Population	65 108 517	65 650 553	130 759 070
Number of new cancer cases	85 616	105 051	190 667
Age-standardized incidence rate (World)	136.5	149.6	142.7
Risk of developing cancer before the age of 75 years (%)	14.4	15.0	14.7
Number of cancer deaths	40 509	42 967	83 476
Age-standardized mortality rate (World)	62.8	60.2	61.1
Risk of dying from cancer before the age of 75 years (%)	6.5	6.6	6.5
5-year prevalent cases	192 706	278 791	471 497
Top 5 most frequent cancers excluding non-melanoma skin cancer (ranked by cases)	Prostate Colorectum Testis Lung Stomach	Breast Thyroid Cervix uteri Corpus uteri Colorectum	Breast Prostate Colorectum Thyroid Cervix uteri

Geography



Numbers at a glance

Total population

130 759 070

Number of new cases

190 667

Number of deaths

83 476

Number of prevalent cases (5-year)

471 497

Data source and methods

Incidence

Country-specific data source: No data

Method: Estimated from national mortality estimates by modelling, using mortality:incidence ratios derived from cancer registry data in neighbouring countries

Mortality

Country-specific data source: National (WHO)

Method: National rates projected to 2018

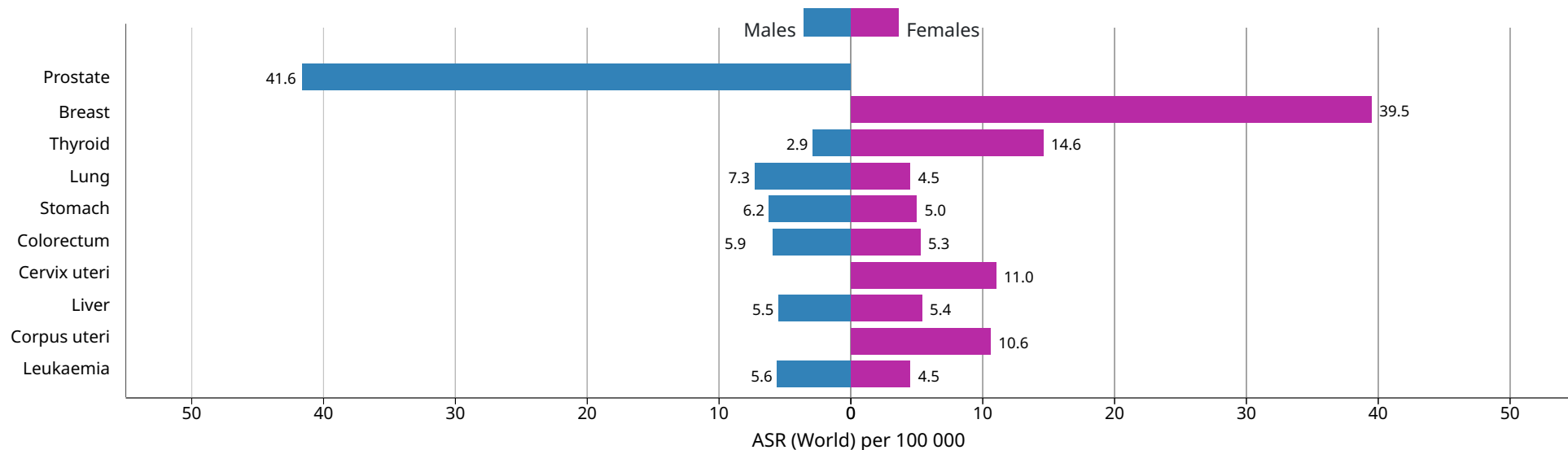
Prevalence

Computed using sex-, site- and age-specific incidence to 1-;3- and 5-year prevalence ratios from Nordic countries for the period (2000-2009), and scaled using Human Development Index (HDI) ratios.

Incidence, Mortality and Prevalence by cancer site

Cancer	New cases				Deaths				5-year prevalence (all ages)	
	Number	Rank	(%)	Cum.risk	Number	Rank	(%)	Cum.risk	Number	Prop.
Breast	27 283	1	14.3	4.32	6 884	2	8.2	1.14	83 287	126.86
Prostate	25 049	2	13.1	5.25	6 915	1	8.3	0.84	55 565	85.34
Thyroid	12 122	3	6.4	0.89	881	20	1.1	0.08	42 005	32.12
Colon	10 457	4	5.5	0.91	5 700	6	6.8	0.47	24 940	19.07
Cervix uteri	7 869	5	4.1	1.14	4 121	9	4.9	0.64	22 769	34.68
Lung	7 811	6	4.1	0.70	6 733	4	8.1	0.58	7 328	5.60
Stomach	7 546	7	4.0	0.64	6 034	5	7.2	0.49	10 298	7.88
Corpus uteri	7 266	8	3.8	1.21	1 128	18	1.4	0.20	21 940	33.42
Liver	7 265	9	3.8	0.63	6 868	3	8.2	0.60	5 434	4.16
Leukaemia	6 406	10	3.4	0.41	4 470	8	5.4	0.30	18 960	14.50
Non-Hodgkin lymphoma	5 174	11	2.7	0.42	2 741	11	3.3	0.23	14 189	10.85
Pancreas	4 849	12	2.5	0.43	4 475	7	5.4	0.39	3 144	2.40
Ovary	4 759	13	2.5	0.73	2 765	10	3.3	0.46	12 942	19.71
Testis	4 603	14	2.4	0.48	571	24	0.68	0.06	15 764	24.21
Kidney	4 492	15	2.4	0.40	2 720	12	3.3	0.25	10 821	8.28
Rectum	4 132	16	2.2	0.37	1 325	16	1.6	0.11	10 488	8.02
Brain, nervous system	3 451	17	1.8	0.25	2 663	13	3.2	0.22	9 163	7.01
Melanoma of skin	3 079	18	1.6	0.22	734	22	0.88	0.06	9 081	6.94
Gallbladder	2 956	19	1.6	0.27	1 889	14	2.3	0.17	3 165	2.42
Hodgkin lymphoma	2 388	20	1.3	0.16	543	25	0.65	0.04	8 101	6.20
Bladder	2 042	21	1.1	0.18	1 105	19	1.3	0.08	5 657	4.33
Lip, oral cavity	2 017	22	1.1	0.17	674	23	0.81	0.05	5 647	4.32
Multiple myeloma	1 642	23	0.86	0.15	1 387	15	1.7	0.13	3 812	2.92
Larynx	1 364	24	0.72	0.13	801	21	0.96	0.07	3 951	3.02
Oesophagus	1 225	25	0.64	0.10	1 183	17	1.4	0.10	1 108	0.85
Salivary glands	833	26	0.44	0.06	212	28	0.25	0.02	1 990	1.52
Penis	660	27	0.35	0.11	170	30	0.20	0.03	1 919	2.95
Kaposi sarcoma	582	28	0.31	0.04	176	29	0.21	0.01	1 594	1.22
Oropharynx	442	29	0.23	0.03	239	27	0.29	0.02	1 237	0.95
Vulva	422	30	0.22	0.06	127	31	0.15	0.02	1 166	1.78
Mesothelioma	374	31	0.20	0.04	317	26	0.38	0.03	385	0.29
Anus	311	32	0.16	0.02	59	35	0.07	0.00	789	0.60
Nasopharynx	282	33	0.15	0.02	115	32	0.14	0.01	873	0.67
Vagina	254	34	0.13	0.05	63	34	0.08	0.01	692	1.05
Hypopharynx	188	35	0.10	0.02	89	33	0.11	0.01	282	0.22
All cancer sites	190 667	-	-	14.67	83 476	-	-	6.53	471 497	360.58

Age-standardized (World) incidence rates per sex, top 10 cancers



Age-standardized (World) incidence and mortality rates, top 10 cancers

