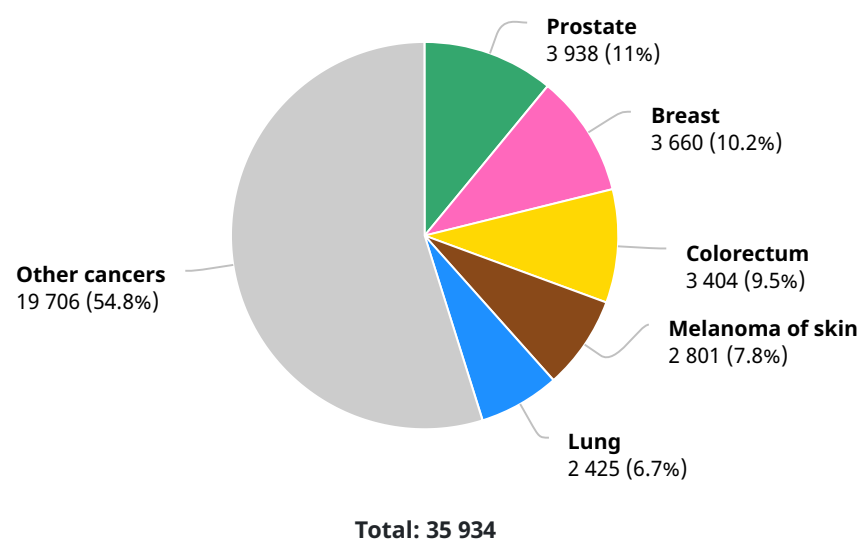


# New Zealand

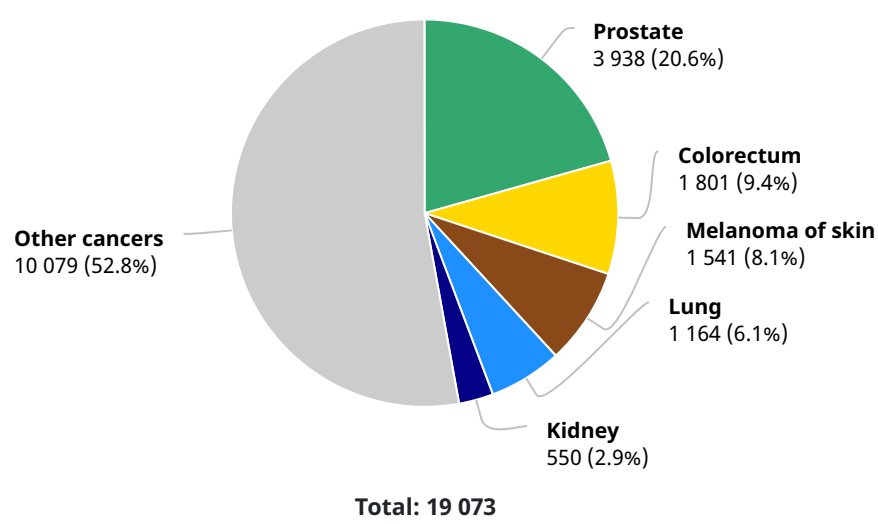
Source: Globocan 2020



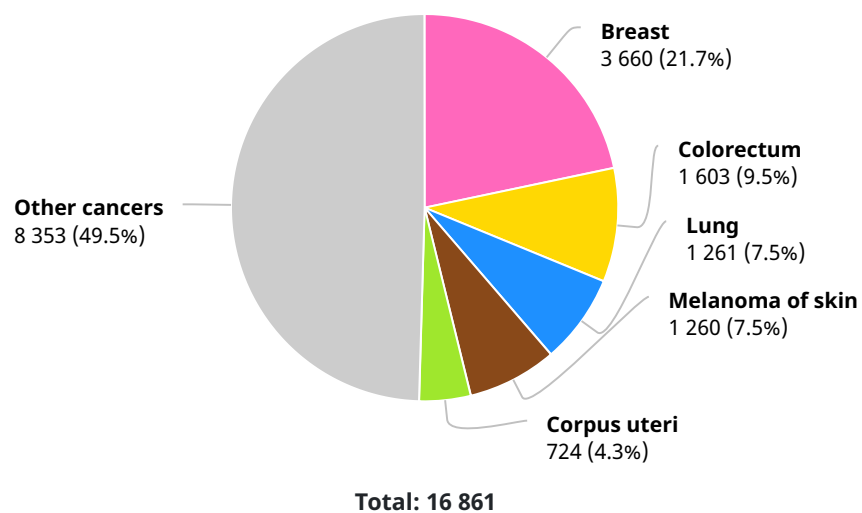
## Number of new cases in 2020, both sexes, all ages



## Number of new cases in 2020, males, all ages



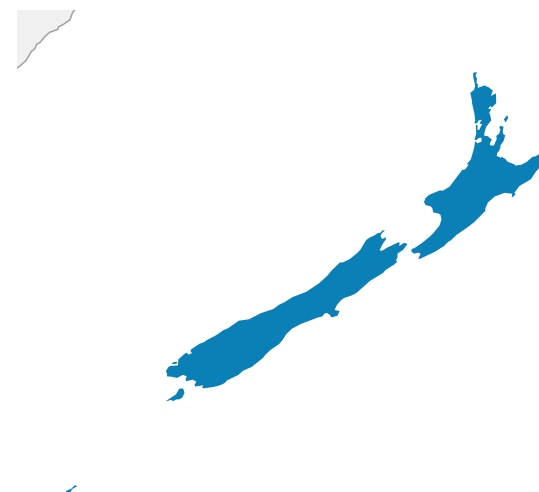
## Number of new cases in 2020, females, all ages



## Summary statistic 2020

	Males	Females	Both sexes
Population	2 370 163	2 452 070	4 822 233
Number of new cancer cases	19 073	16 861	35 934
Age-standardized incidence rate (World)	461.7	388.2	422.9
Risk of developing cancer before the age of 75 years (%)	42.2	34.9	38.5
Number of cancer deaths	5 582	4 926	10 508
Age-standardized mortality rate (World)	110.3	89.7	99.0
Risk of dying from cancer before the age of 75 years (%)	10.7	9.2	9.9
5-year prevalent cases	73 626	68 787	142 413
Top 5 most frequent cancers excluding non-melanoma skin cancer (ranked by cases)	Prostate Colorectum Melanoma Lung Kidney	Breast Colorectum Lung Melanoma Corpus uteri	Prostate Breast Colorectum Melanoma Lung

## Geography



## Numbers at a glance

Total population

**4 822 233**

Number of new cases

**35 934**

Number of deaths

**10 508**

Number of prevalent cases (5-year)

**142 413**

## Data source and methods

### Incidence

**Country-specific data source:** New Zealand Cancer Registry  
**Method:** National (or local with coverage greater than 50%) rates projected to 2020

### Mortality

**Country-specific data source:** National (WHO)  
**Method:** National rates projected to 2020

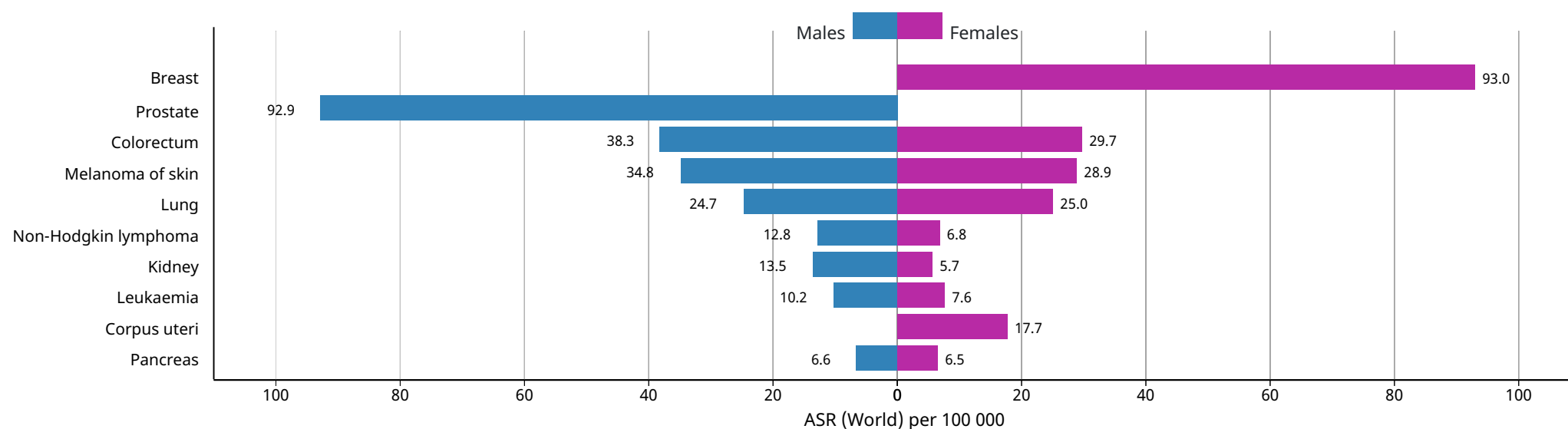
### Prevalence

Computed using sex-, site- and age-specific incidence to 1-;3- and 5-year prevalence ratios from Nordic countries for the period (2006-2015), and scaled using Human Development Index (HDI) ratios.

## Incidence, Mortality and Prevalence by cancer site

Cancer	New cases				Deaths				5-year prevalence (all ages)	
	Number	Rank	(%)	Cum.risk	Number	Rank	(%)	Cum.risk	Number	Prop. (per 100 000)
Prostate	3 938	1	11.0	11.73	756	3	7.2	0.96	15 424	650.76
Breast	3 660	2	10.2	9.92	660	4	6.3	1.51	15 403	628.16
Melanoma of skin	2 801	3	7.8	3.52	472	6	4.5	0.50	9 797	203.16
Lung	2 425	4	6.7	3.03	1 924	1	18.3	2.13	3 177	65.88
Colon	2 292	5	6.4	2.30	981	2	9.3	0.72	6 888	142.84
Rectum	1 040	6	2.9	1.33	428	8	4.1	0.44	3 405	70.61
Non-Hodgkin lymphoma	851	7	2.4	1.10	329	10	3.1	0.31	2 777	57.59
Kidney	807	8	2.2	1.10	262	13	2.5	0.29	2 482	51.47
Corpus uteri	724	9	2.0	2.10	167	18	1.6	0.37	2 795	113.99
Leukaemia	691	10	1.9	0.84	449	7	4.3	0.42	2 141	44.40
Pancreas	683	11	1.9	0.74	592	5	5.6	0.62	524	10.87
Bladder	477	12	1.3	0.44	248	15	2.4	0.17	1 589	32.95
Multiple myeloma	433	13	1.2	0.52	217	17	2.1	0.21	1 219	25.28
Liver	424	14	1.2	0.54	361	9	3.4	0.44	455	9.44
Stomach	419	15	1.2	0.55	264	12	2.5	0.29	715	14.83
Thyroid	372	16	1.0	0.58	31	23	0.30	0.03	1 460	30.28
Oesophagus	362	17	1.0	0.42	262	14	2.5	0.29	437	9.06
Brain, central nervous system	355	18	0.99	0.51	293	11	2.8	0.41	1 101	22.83
Ovary	320	19	0.89	0.81	219	16	2.1	0.48	957	39.03
Lip, oral cavity	308	20	0.86	0.44	93	20	0.89	0.09	983	20.38
Testis	175	21	0.49	0.57	7	33	0.07	0.02	794	33.50
Cervix uteri	174	22	0.48	0.51	81	21	0.77	0.20	544	22.19
Mesothelioma	130	23	0.36	0.15	105	19	1.00	0.09	157	3.26
Hodgkin lymphoma	126	24	0.35	0.19	24	27	0.23	0.02	522	10.82
Larynx	104	25	0.29	0.14	31	24	0.30	0.04	364	7.55
Oropharynx	92	26	0.26	0.15	26	25	0.25	0.04	285	5.91
Gallbladder	81	27	0.23	0.09	57	22	0.54	0.05	98	2.03
Anus	72	28	0.20	0.10	26	26	0.25	0.03	240	4.98
Vulva	65	29	0.18	0.15	21	28	0.20	0.03	227	9.26
Salivary glands	40	30	0.11	0.05	12	30	0.11	0.01	140	2.90
Nasopharynx	32	31	0.09	0.05	15	29	0.14	0.02	114	2.36
Hypopharynx	22	32	0.06	0.03	9	31	0.09	0.01	43	0.89
Penis	21	33	0.06	0.06	4	34	0.04	0.01	72	3.04
Vagina	18	34	0.05	0.05	9	32	0.09	0.01	55	2.24
Kaposi sarcoma	7	35	0.02	0.01	0	35	0	0	24	0.50
<b>All cancer sites</b>	<b>35 934</b>	<b>-</b>	<b>-</b>	<b>38.53</b>	<b>10 508</b>	<b>-</b>	<b>-</b>	<b>9.93</b>	<b>142 413</b>	<b>2953.3</b>

### Age-standardized (World) incidence rates per sex, top 10 cancers



### Age-standardized (World) incidence and mortality rates, top 10 cancers

