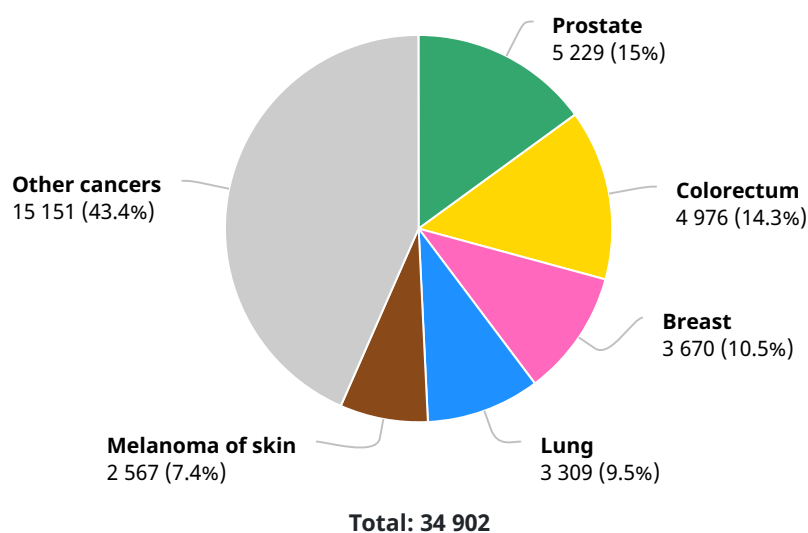


# Norway

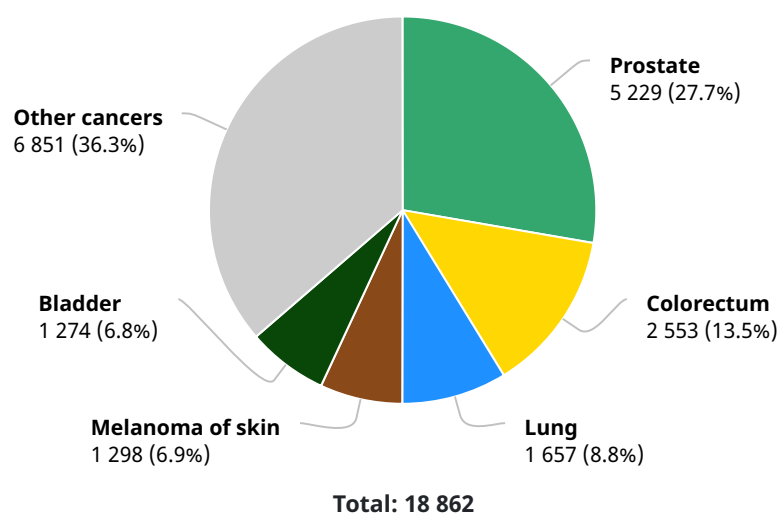
Source: Globocan 2020



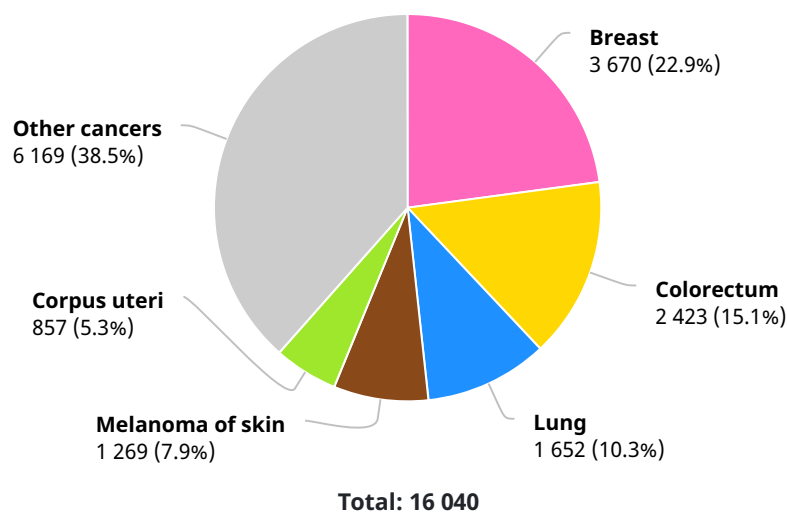
Number of new cases in 2020, both sexes, all ages



Number of new cases in 2020, males, all ages



Number of new cases in 2020, females, all ages



Summary statistic 2020

	Males	Females	Both sexes
Population	2 739 983	2 681 259	5 421 242
Number of new cancer cases	18 862	16 040	34 902
Age-standardized incidence rate (World)	353.3	307.4	327.5
Risk of developing cancer before the age of 75 years (%)	34.1	29.2	31.7
Number of cancer deaths	6 391	5 589	11 980
Age-standardized mortality rate (World)	104.1	82.1	91.7
Risk of dying from cancer before the age of 75 years (%)	10.2	8.6	9.4
5-year prevalent cases	64 151	56 164	120 315
Top 5 most frequent cancers excluding non-melanoma skin cancer (ranked by cases)	Prostate Colorectum Lung Melanoma Bladder	Breast Colorectum Lung Melanoma Corpus uteri	Prostate Colorectum Breast Lung Melanoma

Geography



Numbers at a glance

Total population

**5 421 242**

Number of new cases

**34 902**

Number of deaths

**11 980**

Number of prevalent cases (5-year)

**120 315**

Data source and methods

### Incidence

**Country-specific data source:** Cancer Registry of Norway  
**Method:** National (or local with coverage greater than 50%) rates projected to 2020

### Mortality

**Country-specific data source:** National (WHO)  
**Method:** National rates projected to 2020

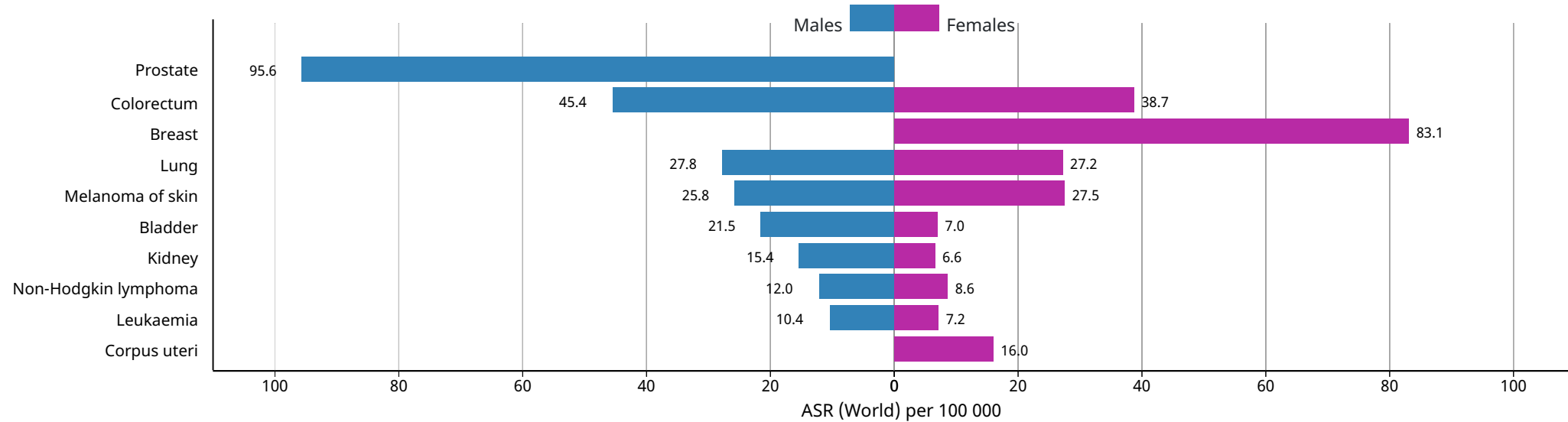
### Prevalence

Computed using sex-, site- and age-specific incidence to 1-,3- and 5-year prevalence ratios from Nordic countries for the period (2006-2015), and scaled using Human Development Index (HDI) ratios.

Incidence, Mortality and Prevalence by cancer site

Cancer	New cases				Deaths				5-year prevalence (all ages)	
	Number	Rank	(%)	Cum.risk	Number	Rank	(%)	Cum.risk	Number	Prop. (per 100 000)
Prostate	5 229	1	15.0	12.02	1 064	3	8.9	0.95	22 199	810.19
Breast	3 670	2	10.5	8.95	633	5	5.3	1.13	15 987	596.25
Lung	3 309	3	9.5	3.44	2 477	1	20.7	2.33	4 439	81.88
Colon	3 295	4	9.4	3.01	1 344	2	11.2	0.94	10 264	189.33
Melanoma of skin	2 567	5	7.4	2.89	375	9	3.1	0.34	9 337	172.23
Bladder	1 727	6	4.9	1.65	365	10	3.0	0.19	5 974	110.20
Rectum	1 594	7	4.6	1.74	500	6	4.2	0.42	5 433	100.22
Kidney	1 070	8	3.1	1.28	290	15	2.4	0.25	3 405	62.81
Non-Hodgkin lymphoma	1 053	9	3.0	1.16	312	12	2.6	0.24	3 556	65.59
Pancreas	924	10	2.6	0.88	868	4	7.2	0.80	725	13.37
Corpus uteri	857	11	2.5	2.01	189	18	1.6	0.27	3 559	132.74
Leukaemia	785	12	2.2	0.85	385	8	3.2	0.30	2 508	46.26
Multiple myeloma	556	13	1.6	0.57	290	16	2.4	0.22	1 621	29.90
Thyroid	518	14	1.5	0.68	49	22	0.41	0.03	2 073	38.24
Stomach	470	15	1.3	0.46	299	14	2.5	0.25	807	14.89
Brain, central nervous system	458	16	1.3	0.57	353	11	2.9	0.43	1 465	27.02
Ovary	433	17	1.2	1.01	304	13	2.5	0.62	1 342	50.05
Liver	410	18	1.2	0.42	386	7	3.2	0.38	433	7.99
Cervix uteri	397	19	1.1	1.07	96	19	0.80	0.18	1 293	48.22
Lip, oral cavity	391	20	1.1	0.41	91	20	0.76	0.08	1 313	24.22
Testis	343	21	0.98	0.92	7	32	0.06	0.01	1 628	59.42
Oesophagus	339	22	0.97	0.37	282	17	2.4	0.29	435	8.02
Oropharynx	185	23	0.53	0.26	37	24	0.31	0.05	597	11.01
Hodgkin lymphoma	158	24	0.45	0.21	19	27	0.16	0.02	677	12.49
Larynx	118	25	0.34	0.14	42	23	0.35	0.04	435	8.02
Mesothelioma	90	26	0.26	0.08	72	21	0.60	0.06	110	2.03
Vulva	90	27	0.26	0.17	33	25	0.28	0.03	311	11.60
Anus	87	28	0.25	0.10	18	28	0.15	0.02	299	5.52
Penis	66	29	0.19	0.15	10	31	0.08	0.02	240	8.76
Salivary glands	65	30	0.19	0.07	15	30	0.13	0.01	233	4.30
Gallbladder	49	31	0.14	0.05	25	26	0.21	0.02	59	1.09
Hypopharynx	29	32	0.08	0.04	15	29	0.13	0.02	63	1.16
Vagina	15	33	0.04	0.03	3	34	0.03	0	46	1.72
Nasopharynx	14	34	0.04	0.02	5	33	0.04	0.01	49	0.90
Kaposi sarcoma	6	35	0.02	0.00	0	35	0	0	20	0.37
<b>All cancer sites</b>	<b>34 902</b>	<b>-</b>	<b>-</b>	<b>31.65</b>	<b>11 980</b>	<b>-</b>	<b>-</b>	<b>9.36</b>	<b>120 315</b>	<b>2219.3</b>

Age-standardized (World) incidence rates per sex, top 10 cancers



Age-standardized (World) incidence and mortality rates, top 10 cancers

