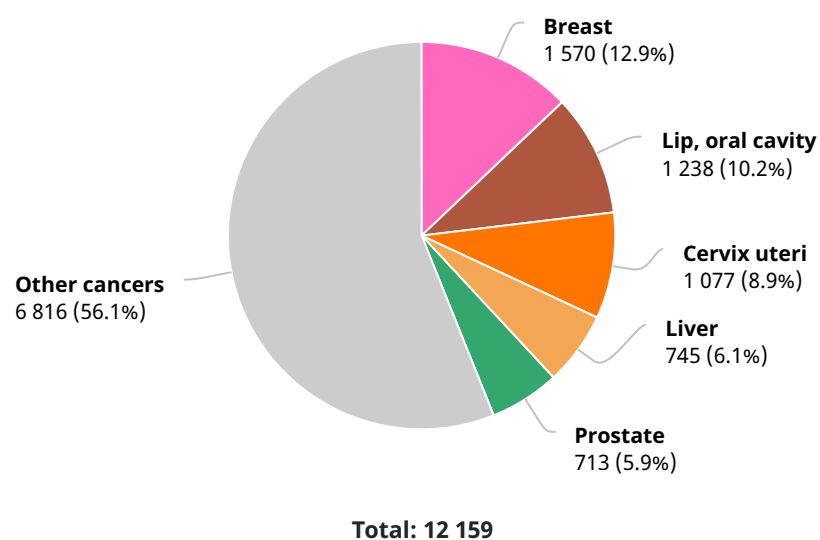


# Papua New Guinea

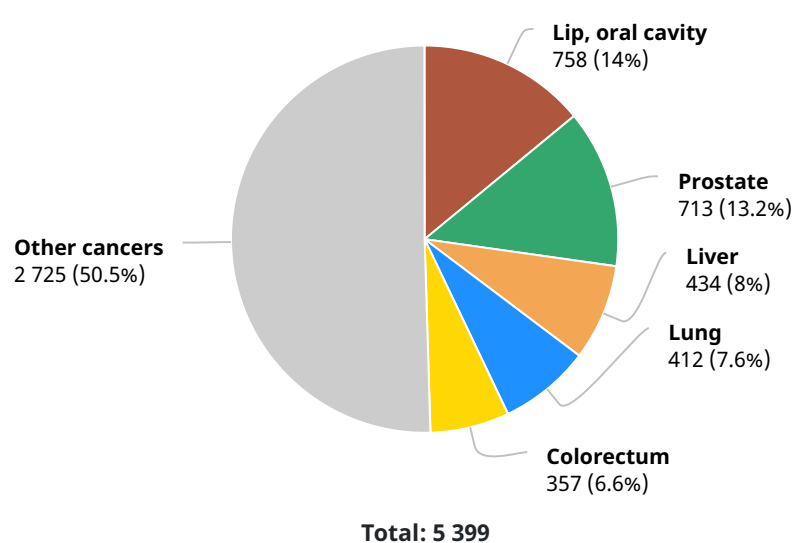
Source: Globocan 2020



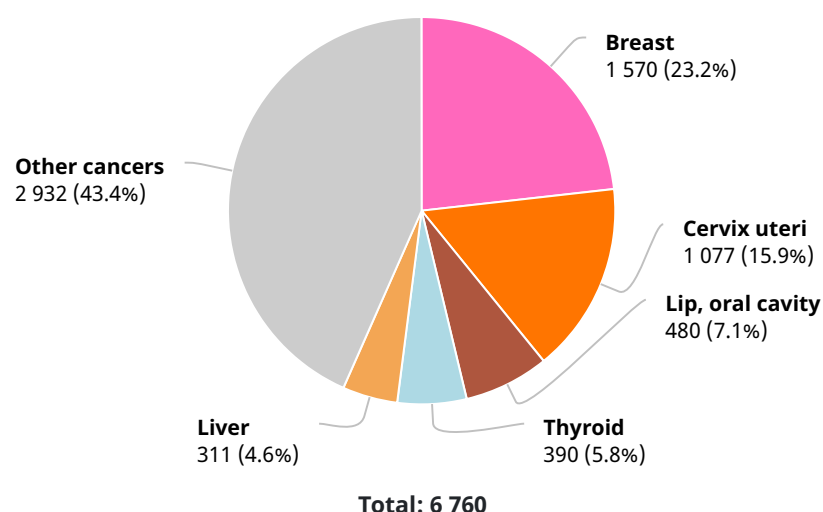
## Number of new cases in 2020, both sexes, all ages



## Number of new cases in 2020, males, all ages



## Number of new cases in 2020, females, all ages



## Summary statistic 2020

	Males	Females	Both sexes
Population	4 568 072	4 378 955	8 947 027
Number of new cancer cases	5 399	6 760	12 159
Age-standardized incidence rate (World)	197.0	205.2	199.4
Risk of developing cancer before the age of 75 years (%)	21.1	19.9	20.3
Number of cancer deaths	3 468	3 808	7 276
Age-standardized mortality rate (World)	136.5	125.8	130.1
Risk of dying from cancer before the age of 75 years (%)	14.2	12.8	13.4
5-year prevalent cases	9 071	13 160	22 231
Top 5 most frequent cancers excluding non-melanoma skin cancer (ranked by cases)	Lip, oral cavity Prostate Liver Lung Colorectum	Breast Cervix uteri Lip, oral cavity Thyroid Liver	Breast Lip, oral cavity Cervix uteri Liver Prostate

## Geography



## Numbers at a glance

Total population

**8 947 027**

Number of new cases

**12 159**

Number of deaths

**7 276**

Number of prevalent cases (5-year)

**22 231**

## Data source and methods

### Incidence

**Country-specific data source:** Local

**Method:** No data: the rates are those of neighbouring countries or registries in the same area

### Mortality

**Country-specific data source:** No data

**Method:** Estimated from national incidence estimates by modelling, using incidence:mortality ratios derived from cancer registry data in neighbouring countries

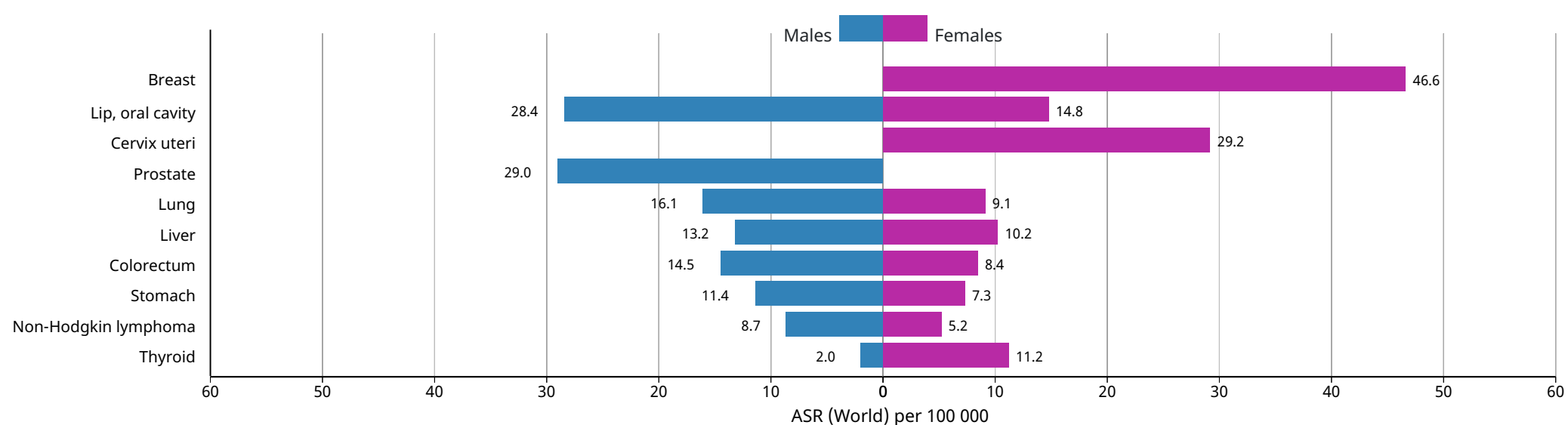
### Prevalence

Computed using sex-, site- and age-specific incidence to 1-;3- and 5-year prevalence ratios from Nordic countries for the period (2006-2015), and scaled using Human Development Index (HDI) ratios.

## Incidence, Mortality and Prevalence by cancer site

Cancer	New cases				Deaths				5-year prevalence (all ages)	
	Number	Rank	(%)	Cum.risk	Number	Rank	(%)	Cum.risk	Number	Prop. (per 100 000)
Breast	1 570	1	12.9	4.98	847	1	11.6	2.88	3 282	74.95
Lip, oral cavity	1 238	2	10.2	2.59	445	5	6.1	1.04	2 340	26.15
Cervix uteri	1 077	3	8.9	2.69	650	3	8.9	1.87	2 045	46.70
Liver	745	4	6.1	1.29	728	2	10.0	1.35	972	10.86
Prostate	713	5	5.9	3.60	354	7	4.9	1.32	1 080	23.64
Lung	656	6	5.4	1.57	585	4	8.0	1.40	735	8.22
Stomach	474	7	3.9	1.02	372	6	5.1	0.83	637	7.12
Thyroid	462	8	3.8	0.68	95	14	1.3	0.18	1 084	12.12
Non-Hodgkin lymphoma	452	9	3.7	0.77	267	8	3.7	0.53	928	10.37
Leukaemia	318	10	2.6	0.38	248	9	3.4	0.35	702	7.85
Corpus uteri	307	11	2.5	1.10	72	17	0.99	0.29	654	14.94
Colon	251	12	2.1	0.54	160	12	2.2	0.34	434	4.85
Rectum	242	13	2.0	0.54	139	13	1.9	0.30	464	5.19
Ovary	237	14	1.9	0.61	164	11	2.3	0.50	479	10.94
Oesophagus	214	15	1.8	0.50	205	10	2.8	0.49	230	2.57
Melanoma of skin	205	16	1.7	0.37	62	21	0.85	0.10	420	4.69
Bladder	137	17	1.1	0.31	82	16	1.1	0.19	266	2.97
Larynx	118	18	0.97	0.25	68	18	0.93	0.17	241	2.69
Oropharynx	111	19	0.91	0.35	66	19	0.91	0.20	210	2.35
Anus	103	20	0.85	0.24	47	23	0.65	0.11	205	2.29
Pancreas	97	21	0.80	0.21	93	15	1.3	0.21	88	0.98
Gallbladder	79	22	0.65	0.19	65	20	0.89	0.15	97	1.08
Brain, central nervous system	71	23	0.58	0.12	61	22	0.84	0.12	143	1.60
Kidney	66	24	0.54	0.13	41	24	0.56	0.09	123	1.37
Salivary glands	56	25	0.46	0.10	28	26	0.38	0.06	129	1.44
Testis	47	26	0.39	0.08	9	32	0.12	0.02	120	2.63
Multiple myeloma	46	27	0.38	0.10	38	25	0.52	0.09	82	0.92
Hodgkin lymphoma	45	28	0.37	0.05	17	27	0.23	0.02	110	1.23
Penis	43	29	0.35	0.15	13	29	0.18	0.06	91	1.99
Vagina	19	30	0.16	0.05	15	28	0.21	0.04	38	0.87
Vulva	17	31	0.14	0.05	6	34	0.08	0.02	43	0.98
Nasopharynx	16	32	0.13	0.03	11	30	0.15	0.02	36	0.40
Hypopharynx	13	33	0.11	0.01	9	31	0.12	0.01	20	0.22
Kaposi sarcoma	8	34	0.07	0.00	5	35	0.07	0.00	13	0.15
Mesothelioma	7	35	0.06	0.01	7	33	0.10	0.02	9	0.10
<b>All cancer sites</b>	<b>12 159</b>	<b>-</b>	<b>-</b>	<b>20.34</b>	<b>7 276</b>	<b>-</b>	<b>-</b>	<b>13.40</b>	<b>22 231</b>	<b>248.5</b>

### Age-standardized (World) incidence rates per sex, top 10 cancers



### Age-standardized (World) incidence and mortality rates, top 10 cancers

