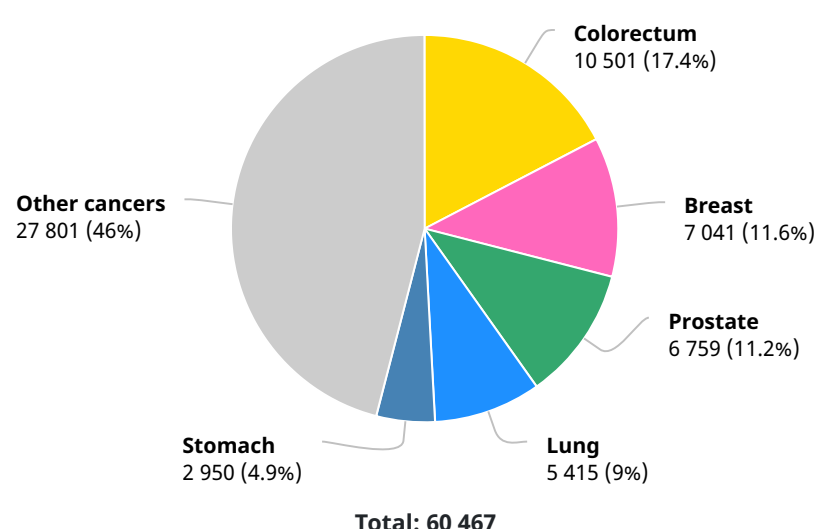


Portugal

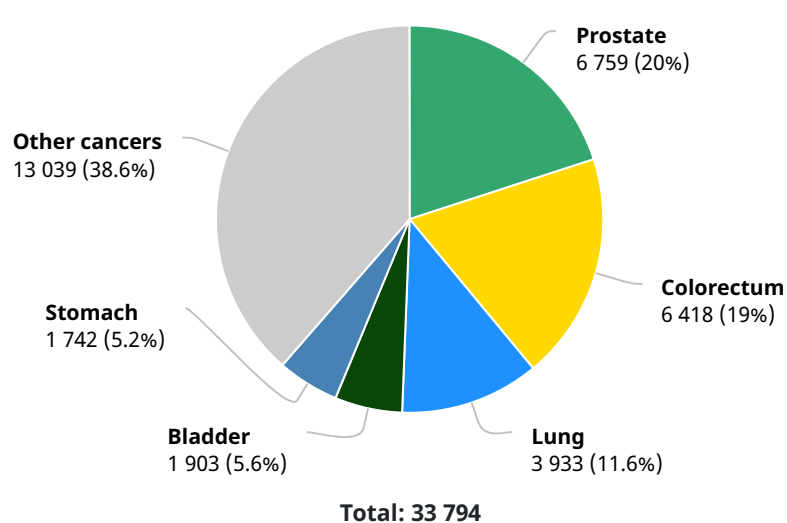
Source: Globocan 2020



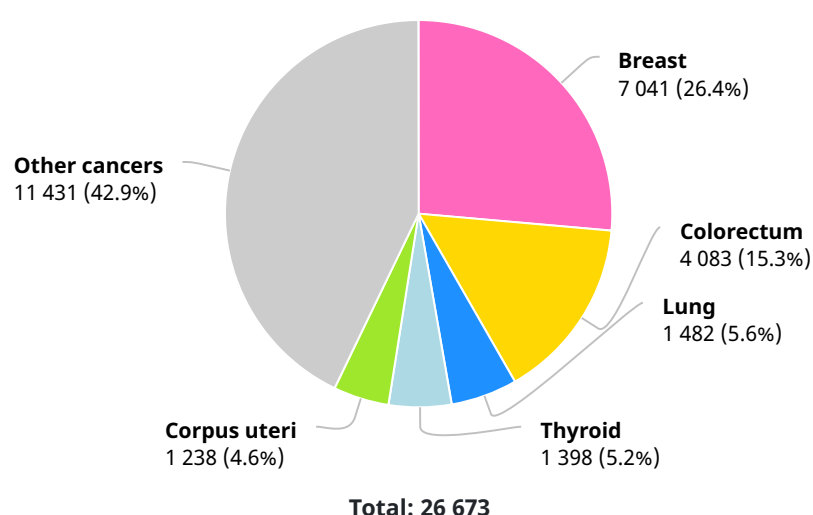
Number of new cases in 2020, both sexes, all ages



Number of new cases in 2020, males, all ages



Number of new cases in 2020, females, all ages



Summary statistic 2020

	Males	Females	Both sexes
Population	4 824 034	5 372 673	10 196 707
Number of new cancer cases	33 794	26 673	60 467
Age-standardized incidence rate (World)	314.7	221.2	261.8
Risk of developing cancer before the age of 75 years (%)	31.0	21.1	25.7
Number of cancer deaths	18 174	11 994	30 168
Age-standardized mortality rate (World)	146.0	70.9	103.8
Risk of dying from cancer before the age of 75 years (%)	14.7	7.1	10.7
5-year prevalent cases	89 358	80 192	169 550
Top 5 most frequent cancers excluding non-melanoma skin cancer (ranked by cases)	Prostate Colorectum Lung Bladder Stomach	Breast Colorectum Lung Thyroid Corpus uteri	Colorectum Breast Prostate Lung Stomach

Geography



Numbers at a glance

Total population

10 196 707

Number of new cases

60 467

Number of deaths

30 168

Number of prevalent cases (5-year)

169 550

Data source and methods

Incidence

Country-specific data source: Azores Cancer Registry, Central Region Cancer Registry, North Region Cancer Registry, South Region Cancer Registry

Method: Estimated from national mortality estimates by modelling, using mortality:incidence ratios derived from country-specific cancer registry data

Mortality

Country-specific data source: National (WHO)

Method: National rates projected to 2020

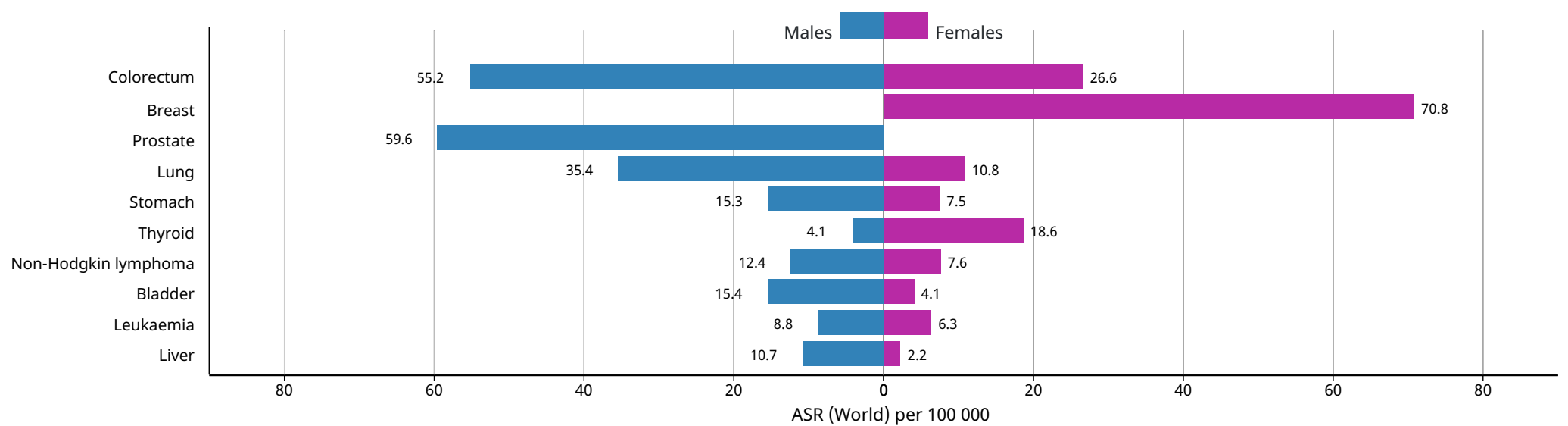
Prevalence

Computed using sex-, site- and age-specific incidence to 1-,3- and 5-year prevalence ratios from Nordic countries for the period (2006-2015), and scaled using Human Development Index (HDI) ratios.

Incidence, Mortality and Prevalence by cancer site

Cancer	New cases				Deaths				5-year prevalence (all ages)	
	Number	Rank	(%)	Cum.risk	Number	Rank	(%)	Cum.risk	Number	Prop.
Breast	7 041	1	11.6	7.43	1 864	5	6.2	1.32	27 051	0
Prostate	6 759	2	11.2	7.86	1 917	4	6.4	0.71	25 602	0
Lung	5 415	3	9.0	2.68	4 797	1	15.9	2.27	6 213	0
Colon	5 367	4	8.9	2.29	2 972	2	9.9	0.90	14 809	0
Rectum	4 954	5	8.2	2.28	1 303	8	4.3	0.43	14 967	0
Stomach	2 950	6	4.9	1.23	2 332	3	7.7	0.84	4 464	0
Bladder	2 608	7	4.3	1.07	1 210	9	4.0	0.31	8 005	0
Non-Hodgkin lymphoma	2 098	8	3.5	1.07	962	11	3.2	0.35	6 342	0
Pancreas	1 792	9	3.0	0.69	1 770	6	5.9	0.67	1 193	0
Thyroid	1 698	10	2.8	1.15	89	25	0.30	0.03	6 249	0
Liver	1 550	11	2.6	0.71	1 518	7	5.0	0.69	1 414	0
Leukaemia	1 547	12	2.6	0.70	969	10	3.2	0.32	4 228	0
Corpus uteri	1 238	13	2.0	1.25	361	19	1.2	0.25	4 563	0
Kidney	1 191	14	2.0	0.60	524	15	1.7	0.17	3 379	0
Brain, central nervous system	1 105	15	1.8	0.60	933	12	3.1	0.47	3 028	0
Lip, oral cavity	1 103	16	1.8	0.58	382	17	1.3	0.19	3 236	0
Melanoma of skin	1 071	17	1.8	0.59	289	21	0.96	0.11	3 488	0
Multiple myeloma	886	18	1.5	0.38	640	13	2.1	0.22	2 262	0
Cervix uteri	865	19	1.4	1.01	379	18	1.3	0.34	2 507	0
Oesophagus	683	20	1.1	0.36	588	14	1.9	0.29	783	0
Ovary	561	21	0.93	0.54	408	16	1.4	0.33	1 526	0
Larynx	529	22	0.87	0.32	329	20	1.1	0.17	1 670	0
Hypopharynx	412	23	0.68	0.27	174	23	0.58	0.11	737	0
Oropharynx	380	24	0.63	0.24	218	22	0.72	0.13	1 068	0
Testis	244	25	0.40	0.40	19	34	0.06	0.02	974	0
Hodgkin lymphoma	233	26	0.39	0.17	51	30	0.17	0.02	853	0
Vulva	200	27	0.33	0.13	71	26	0.24	0.02	583	0
Anus	180	28	0.30	0.07	45	31	0.15	0.02	550	0
Gallbladder	143	29	0.24	0.06	108	24	0.36	0.03	151	0
Penis	119	30	0.20	0.12	34	32	0.11	0.02	381	0
Nasopharynx	118	31	0.20	0.07	64	28	0.21	0.04	385	0
Salivary glands	116	32	0.19	0.05	60	29	0.20	0.02	359	0
Kaposi sarcoma	107	33	0.18	0.06	10	35	0.03	0.00	341	0
Mesothelioma	73	34	0.12	0.03	69	27	0.23	0.03	80	0
Vagina	49	35	0.08	0.02	22	33	0.07	0.01	131	0
All cancer sites	60 467	-	-	25.71	30 168	-	-	10.67	169 550	0

Age-standardized (World) incidence rates per sex, top 10 cancers



Age-standardized (World) incidence and mortality rates, top 10 cancers

