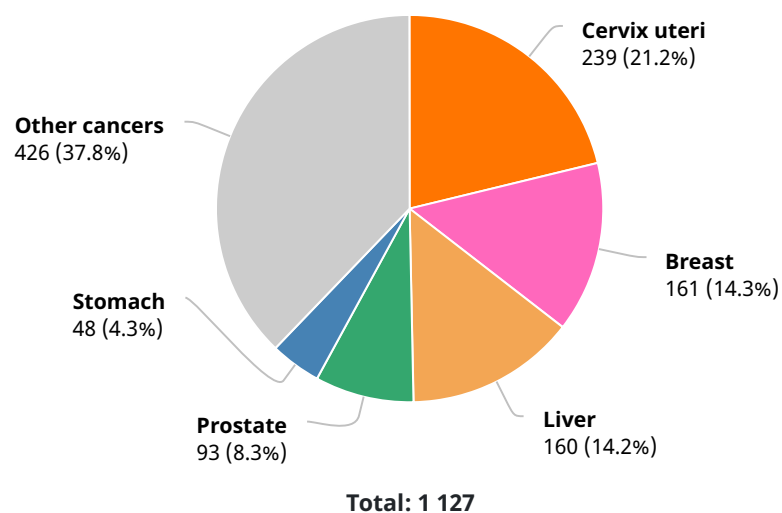


# Guinea-Bissau

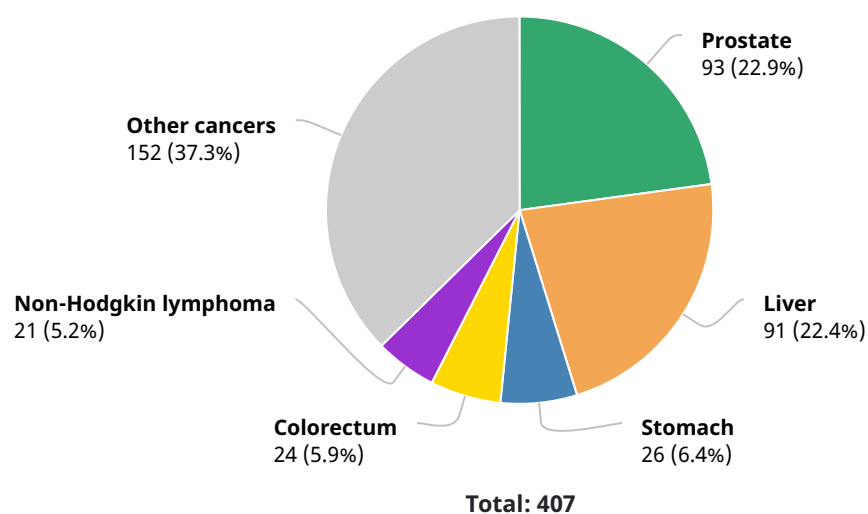
Source: Globocan 2020



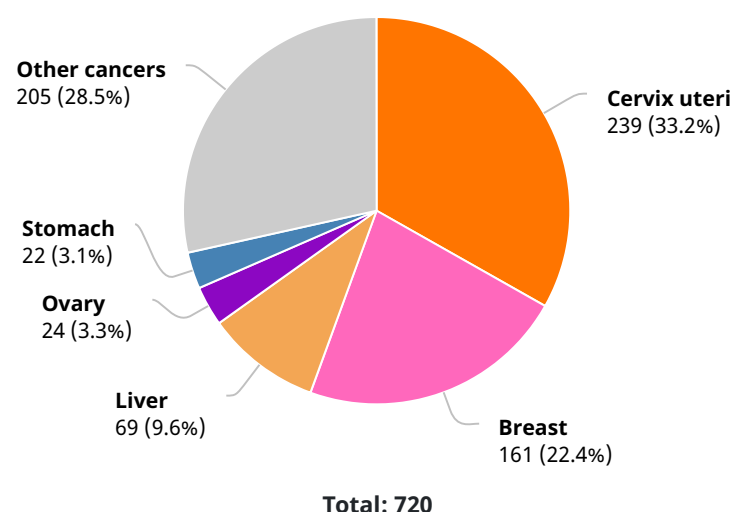
## Number of new cases in 2020, both sexes, all ages



## Number of new cases in 2020, males, all ages



## Number of new cases in 2020, females, all ages



## Summary statistic 2020

|  | Males                | Females      | Both sexes   |
|--|----------------------|--------------|--------------|
| Population   | 962 695              | 1 005 303    | 1 967 998    |
| Number of new cancer cases   | 407                  | 720          | 1 127        |
| Age-standardized incidence rate (World)  | 97.8                 | 118.7        | 107.2        |
| Risk of developing cancer before the age of 75 years (%)                         | 10.6                 | 12.9         | 11.8         |
| Number of cancer deaths  | 318                  | 518          | 836          |
| Age-standardized mortality rate (World)  | 78.5                 | 89.5         | 83.3         |
| Risk of dying from cancer before the age of 75 years (%)                         | 8.6                  | 10.1         | 9.4          |
| 5-year prevalent cases   | 588                  | 1 187        | 1 775        |
| Top 5 most frequent cancers excluding non-melanoma skin cancer (ranked by cases) | Prostate             | Cervix uteri | Cervix uteri |
|  | Liver                | Breast       | Breast       |
|  | Stomach              | Liver        | Liver        |
|  | Colorectum           | Ovary        | Prostate     |
|  | Non-Hodgkin lymphoma | Stomach      | Stomach      |

## Geography



## Numbers at a glance

Total population

**1 967 998**

Number of new cases

**1 127**

Number of deaths

**836**

Number of prevalent cases (5-year)

**1 775**

## Data source and methods

### Incidence

**Country-specific data source:** No data

**Method:** No data: the rates are those of neighbouring countries or registries in the same area

### Mortality

**Country-specific data source:** No data

**Method:** Estimated from national incidence estimates by modelling, using incidence:mortality ratios derived from cancer registry data in neighbouring countries

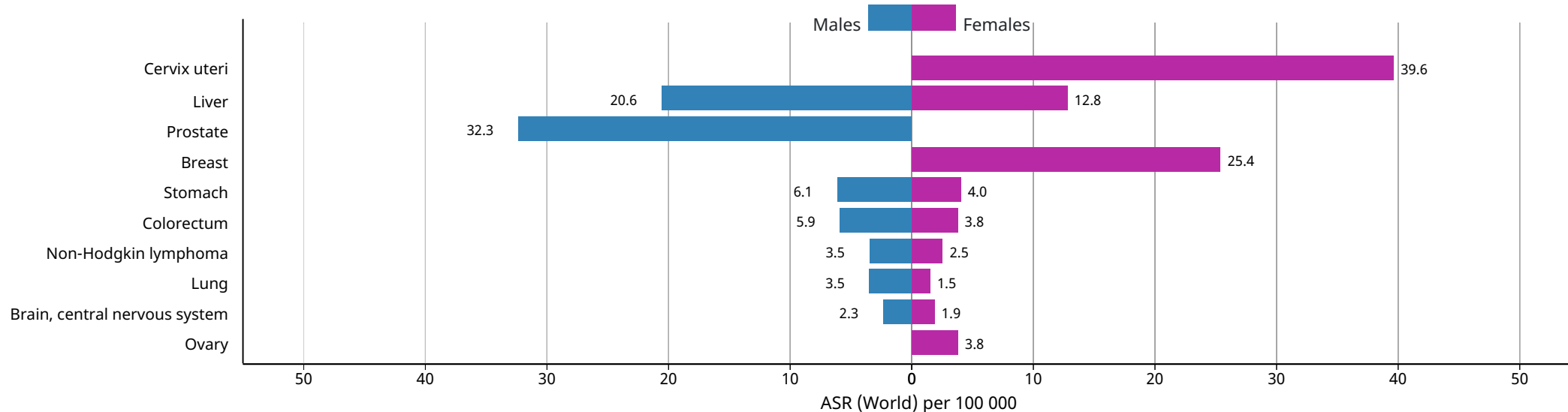
### Prevalence

Computed using sex-, site- and age-specific incidence to 1-;3- and 5-year prevalence ratios from Nordic countries for the period (2006-2015), and scaled using Human Development Index (HDI) ratios.

## Incidence, Mortality and Prevalence by cancer site

| Cancer                        | New cases    |          |          |              | Deaths     |          |          |             | 5-year prevalence (all ages) |                     |
|-------------------------------|--------------|----------|----------|--------------|------------|----------|----------|-------------|------------------------------|---------------------|
|                               | Number       | Rank     | (%)      | Cum.risk     | Number     | Rank     | (%)      | Cum.risk    | Number                       | Prop. (per 100 000) |
| Cervix uteri                  | 239          | 1        | 21.2     | 4.44         | 172        | 1        | 20.6     | 3.54        | 392                          | 38.99               |
| Breast                        | 161          | 2        | 14.3     | 2.71         | 92         | 3        | 11.0     | 1.63        | 283                          | 28.15               |
| Liver                         | 160          | 3        | 14.2     | 1.90         | 160        | 2        | 19.1     | 1.88        | 175                          | 8.89                |
| Prostate                      | 93           | 4        | 8.3      | 3.26         | 55         | 4        | 6.6      | 1.78        | 131                          | 13.61               |
| Stomach                       | 48           | 5        | 4.3      | 0.60         | 43         | 5        | 5.1      | 0.53        | 68                           | 3.46                |
| Non-Hodgkin lymphoma          | 41           | 6        | 3.6      | 0.33         | 29         | 6        | 3.5      | 0.27        | 76                           | 3.86                |
| Brain, central nervous system | 29           | 7        | 2.6      | 0.24         | 25         | 7        | 3.0      | 0.23        | 53                           | 2.69                |
| Lung                          | 24           | 8        | 2.1      | 0.29         | 22         | 8        | 2.6      | 0.27        | 26                           | 1.32                |
| Colon                         | 24           | 9        | 2.1      | 0.32         | 18         | 9        | 2.2      | 0.26        | 34                           | 1.73                |
| Ovary                         | 24           | 10       | 2.1      | 0.42         | 18         | 10       | 2.2      | 0.37        | 40                           | 3.98                |
| Rectum                        | 18           | 11       | 1.6      | 0.21         | 14         | 11       | 1.7      | 0.19        | 30                           | 1.52                |
| Bladder                       | 16           | 12       | 1.4      | 0.21         | 10         | 13       | 1.2      | 0.15        | 29                           | 1.47                |
| Leukaemia                     | 13           | 13       | 1.2      | 0.10         | 10         | 14       | 1.2      | 0.09        | 23                           | 1.17                |
| Corpus uteri                  | 12           | 14       | 1.1      | 0.31         | 4          | 18       | 0.48     | 0.11        | 24                           | 2.39                |
| Lip, oral cavity              | 12           | 15       | 1.1      | 0.18         | 8          | 16       | 0.96     | 0.16        | 21                           | 1.07                |
| Pancreas                      | 10           | 16       | 0.89     | 0.17         | 10         | 12       | 1.2      | 0.17        | 10                           | 0.51                |
| Oesophagus                    | 9            | 17       | 0.80     | 0.14         | 9          | 15       | 1.1      | 0.14        | 9                            | 0.46                |
| Thyroid                       | 8            | 18       | 0.71     | 0.08         | 4          | 19       | 0.48     | 0.05        | 16                           | 0.81                |
| Kidney                        | 8            | 19       | 0.71     | 0.05         | 5          | 17       | 0.60     | 0.03        | 21                           | 1.07                |
| Melanoma of skin              | 6            | 20       | 0.53     | 0.11         | 3          | 22       | 0.36     | 0.05        | 11                           | 0.56                |
| Hodgkin lymphoma              | 6            | 21       | 0.53     | 0.02         | 3          | 23       | 0.36     | 0.01        | 13                           | 0.66                |
| Salivary glands               | 5            | 22       | 0.44     | 0.07         | 3          | 24       | 0.36     | 0.05        | 10                           | 0.51                |
| Larynx                        | 5            | 23       | 0.44     | 0.09         | 4          | 20       | 0.48     | 0.08        | 9                            | 0.46                |
| Multiple myeloma              | 4            | 24       | 0.35     | 0.04         | 4          | 21       | 0.48     | 0.04        | 8                            | 0.41                |
| Anus                          | 3            | 25       | 0.27     | 0.06         | 3          | 25       | 0.36     | 0.06        | 5                            | 0.25                |
| Vagina                        | 3            | 26       | 0.27     | 0.06         | 2          | 26       | 0.24     | 0.05        | 6                            | 0.60                |
| Vulva                         | 3            | 27       | 0.27     | 0.04         | 2          | 27       | 0.24     | 0.03        | 6                            | 0.60                |
| Kaposi sarcoma                | 2            | 28       | 0.18     | 0.01         | 2          | 28       | 0.24     | 0.01        | 4                            | 0.20                |
| Gallbladder                   | 1            | 29       | 0.09     | 0.02         | 1          | 29       | 0.12     | 0.02        | 1                            | 0.05                |
| Oropharynx                    | 0            | 30       | 0        | 0            | 0          | 34       | 0        | 0           | 0                            | 0                   |
| Testis                        | 0            | 31       | 0        | 0            | 0          | 35       | 0        | 0           | 0                            | 0                   |
| Hypopharynx                   | 0            | 32       | 0        | 0            | 0          | 30       | 0        | 0           | 0                            | 0                   |
| Mesothelioma                  | 0            | 33       | 0        | 0            | 0          | 31       | 0        | 0           | 0                            | 0                   |
| Penis                         | 0            | 34       | 0        | 0            | 0          | 32       | 0        | 0           | 0                            | 0                   |
| Nasopharynx                   | 0            | 35       | 0        | 0            | 0          | 33       | 0        | 0           | 0                            | 0                   |
| <b>All cancer sites</b>       | <b>1 127</b> | <b>-</b> | <b>-</b> | <b>11.76</b> | <b>836</b> | <b>-</b> | <b>-</b> | <b>9.38</b> | <b>1 775</b>                 | <b>90.2</b>         |

### Age-standardized (World) incidence rates per sex, top 10 cancers



### Age-standardized (World) incidence and mortality rates, top 10 cancers

