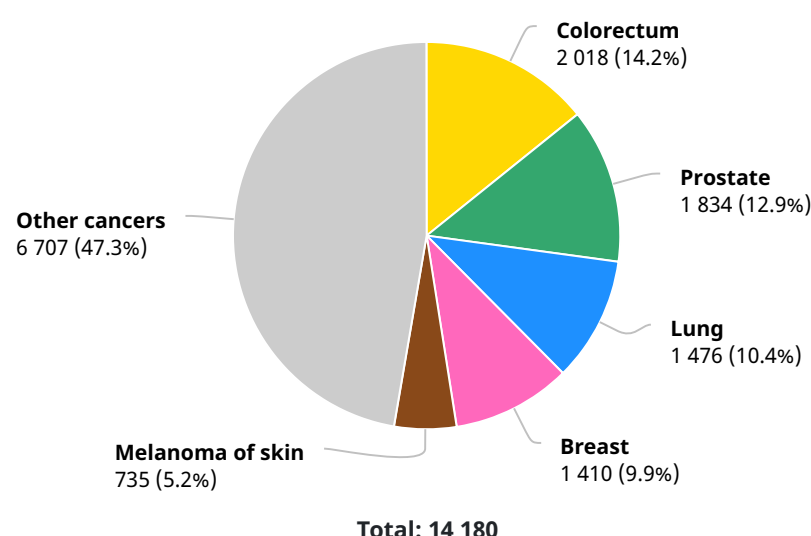


# Slovenia

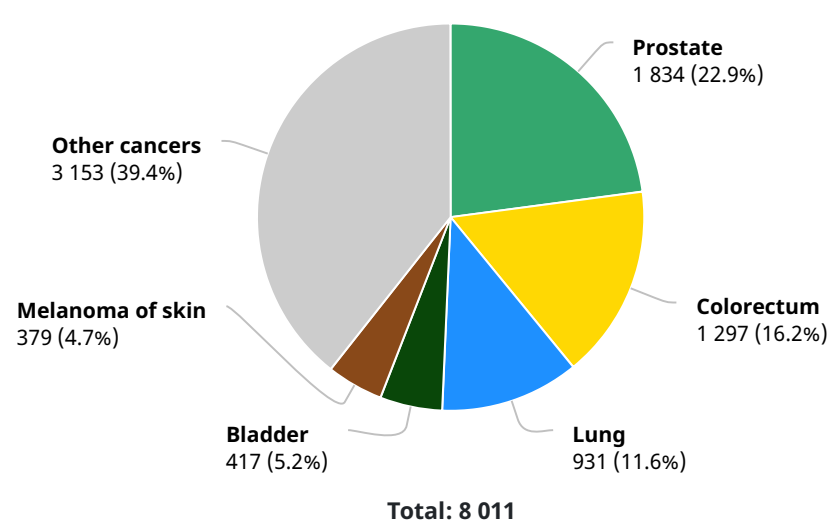
Source: Globocan 2020



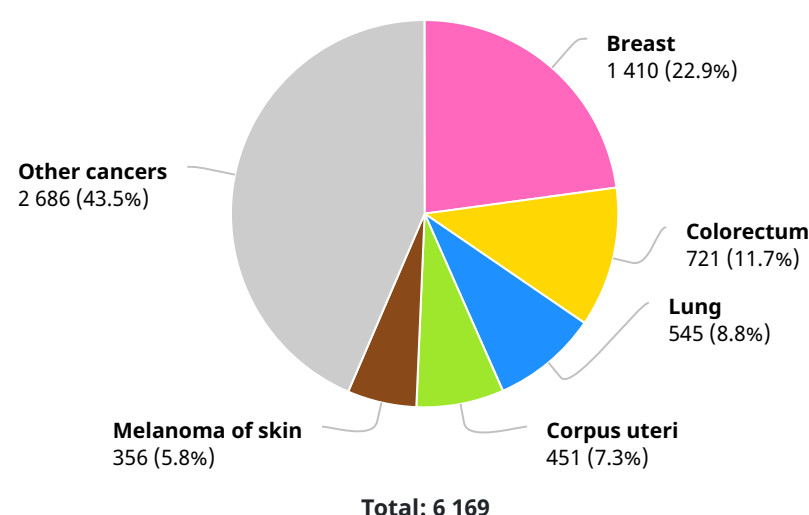
## Number of new cases in 2020, both sexes, all ages



## Number of new cases in 2020, males, all ages



## Number of new cases in 2020, females, all ages



## Summary statistic 2020

	Males	Females	Both sexes
Population	1 035 230	1 043 702	2 078 932
Number of new cancer cases	8 011	6 169	14 180
Age-standardized incidence rate (World)	365.6	262.9	309.0
Risk of developing cancer before the age of 75 years (%)	35.8	25.6	30.6
Number of cancer deaths	3 734	2 858	6 592
Age-standardized mortality rate (World)	149.9	89.4	115.9
Risk of dying from cancer before the age of 75 years (%)	14.9	9.5	12.2
5-year prevalent cases	23 149	19 221	42 370
Top 5 most frequent cancers excluding non-melanoma skin cancer (ranked by cases)	Prostate Colorectum Lung Bladder Melanoma	Breast Colorectum Lung Corpus uteri Melanoma	Colorectum Prostate Lung Breast Melanoma

## Geography



## Numbers at a glance

Total population

**2 078 932**

Number of new cases

**14 180**

Number of deaths

**6 592**

Number of prevalent cases (5-year)

**42 370**

## Data source and methods

### Incidence

**Country-specific data source:** Cancer Registry of the Republic of Slovenia

**Method:** National (or local with coverage greater than 50%) rates projected to 2020

### Mortality

**Country-specific data source:** National (WHO)

**Method:** National rates projected to 2020

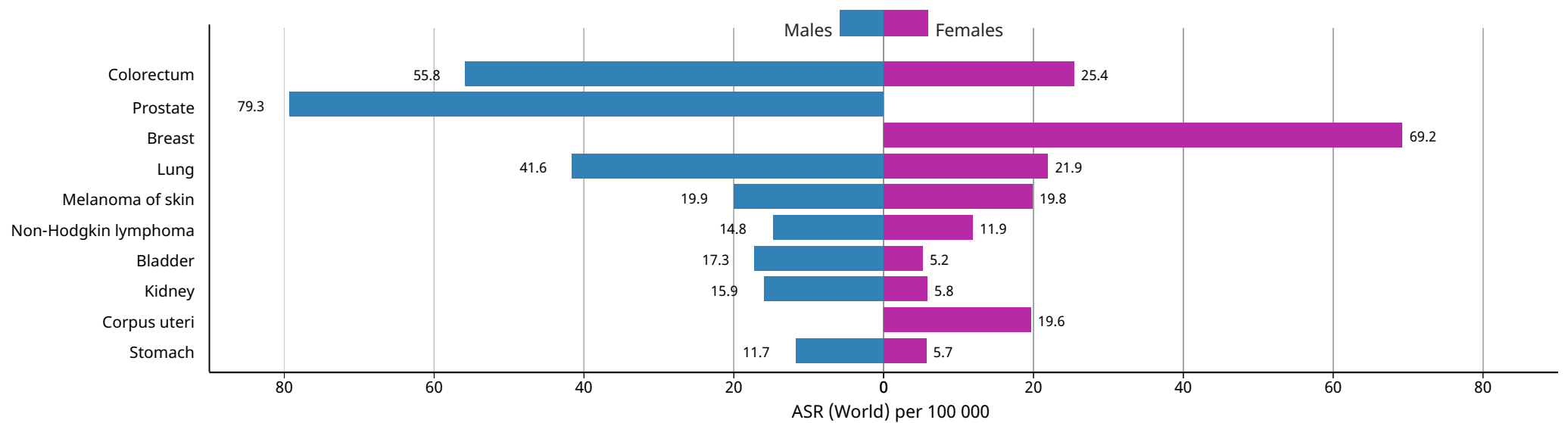
### Prevalence

Computed using sex-, site- and age-specific incidence to 1-;3- and 5-year prevalence ratios from Nordic countries for the period (2006-2015), and scaled using Human Development Index (HDI) ratios.

## Incidence, Mortality and Prevalence by cancer site

Cancer	New cases				Deaths				5-year prevalence (all ages)	
	Number	Rank	(%)	Cum.risk	Number	Rank	(%)	Cum.risk	Number	Prop. (per 100 000)
Prostate	1 834	1	12.9	10.34	451	2	6.8	1.05	7 291	704.29
Lung	1 476	2	10.4	3.95	1 301	1	19.7	3.26	1 867	89.81
Breast	1 410	3	9.9	7.58	405	5	6.1	1.42	5 845	560.03
Colon	1 301	4	9.2	3.06	446	3	6.8	0.65	3 808	183.17
Melanoma of skin	735	5	5.2	2.07	127	15	1.9	0.29	2 536	121.99
Rectum	700	6	4.9	1.81	287	9	4.4	0.53	2 239	107.70
Non-Hodgkin lymphoma	617	7	4.4	1.48	305	8	4.6	0.46	1 960	94.28
Bladder	562	8	4.0	1.33	222	11	3.4	0.31	1 837	88.36
Kidney	468	9	3.3	1.28	194	12	2.9	0.39	1 400	67.34
Pancreas	460	10	3.2	1.02	406	4	6.2	0.83	342	16.45
Corpus uteri	451	11	3.2	2.42	87	18	1.3	0.31	1 756	168.25
Stomach	441	12	3.1	0.98	318	6	4.8	0.59	715	34.39
Liver	334	13	2.4	0.79	310	7	4.7	0.70	319	15.34
Leukaemia	324	14	2.3	0.67	260	10	3.9	0.42	921	44.30
Brain, central nervous system	226	15	1.6	0.64	192	13	2.9	0.50	666	32.04
Ovary	176	16	1.2	1.02	136	14	2.1	0.61	535	51.26
Multiple myeloma	173	17	1.2	0.40	119	16	1.8	0.20	476	22.90
Thyroid	169	18	1.2	0.55	18	27	0.27	0.03	653	31.41
Lip, oral cavity	158	19	1.1	0.45	40	23	0.61	0.10	493	23.71
Oropharynx	138	20	0.97	0.45	67	19	1.0	0.20	417	20.06
Testis	114	21	0.80	0.82	4	31	0.06	0.01	518	50.04
Cervix uteri	104	22	0.73	0.66	54	21	0.82	0.25	329	31.52
Oesophagus	102	23	0.72	0.28	92	17	1.4	0.25	128	6.16
Larynx	101	24	0.71	0.31	60	20	0.91	0.15	338	16.26
Gallbladder	73	25	0.51	0.14	51	22	0.77	0.09	83	3.99
Hypopharynx	57	26	0.40	0.18	40	24	0.61	0.11	111	5.34
Vulva	55	27	0.39	0.21	24	26	0.36	0.05	177	16.96
Hodgkin lymphoma	47	28	0.33	0.16	8	28	0.12	0.01	188	9.04
Mesothelioma	44	29	0.31	0.13	37	25	0.56	0.08	67	3.22
Salivary glands	17	30	0.12	0.04	6	30	0.09	0.00	60	2.89
Anus	17	31	0.12	0.04	3	33	0.05	0.00	51	2.45
Penis	15	32	0.11	0.08	3	32	0.05	0.02	50	4.83
Vagina	10	33	0.07	0.04	6	29	0.09	0.01	29	2.78
Nasopharynx	9	34	0.06	0.03	1	34	0.02	0.00	31	1.49
Kaposi sarcoma	1	35	0.01	0.00	0	35	0	0	3	0.14
<b>All cancer sites</b>	<b>14 180</b>	<b>-</b>	<b>-</b>	<b>30.65</b>	<b>6 592</b>	<b>-</b>	<b>-</b>	<b>12.15</b>	<b>42 370</b>	<b>2038.1</b>

## Age-standardized (World) incidence rates per sex, top 10 cancers



## Age-standardized (World) incidence and mortality rates, top 10 cancers

