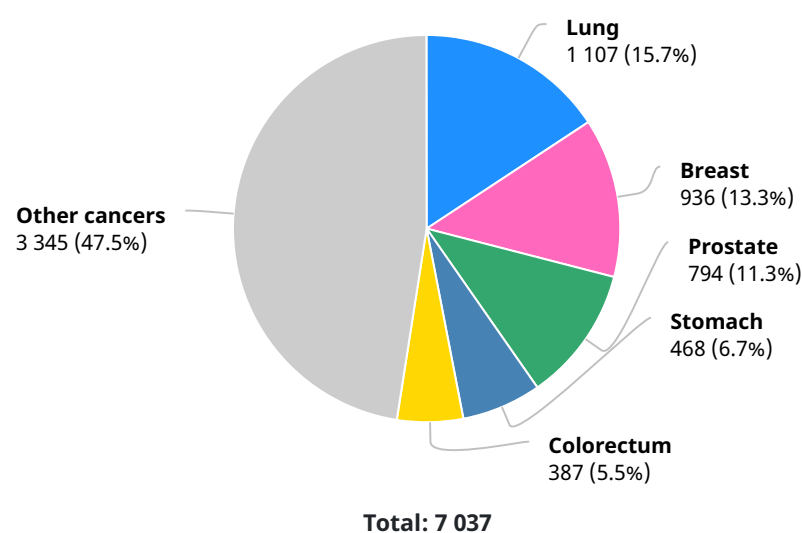


Albania

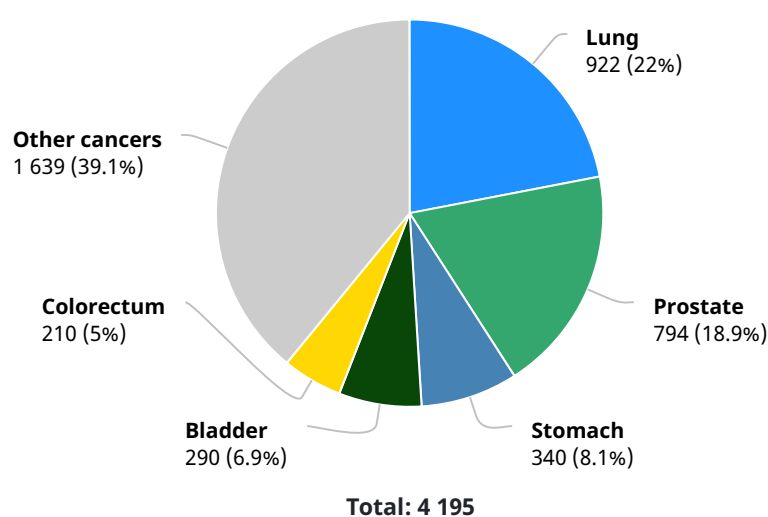
Source: Globocan 2020



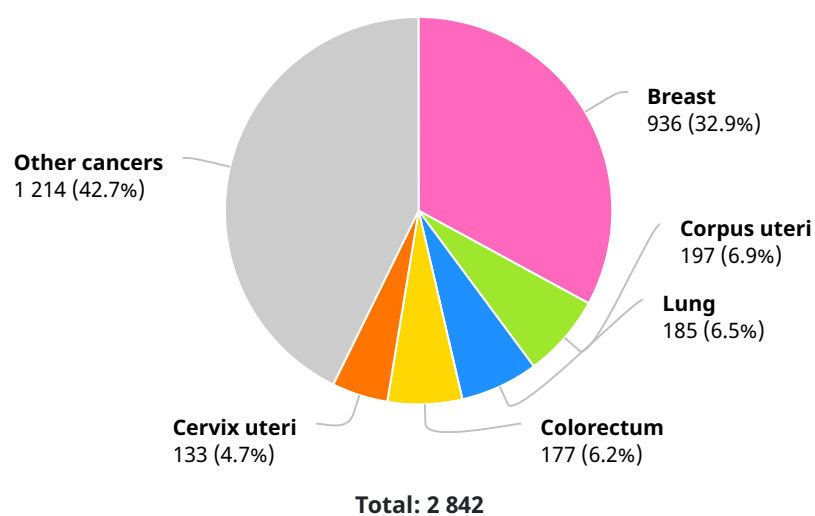
Number of new cases in 2020, both sexes, all ages



Number of new cases in 2020, males, all ages



Number of new cases in 2020, females, all ages



Summary statistic 2020

	Males	Females	Both sexes
Population	1 464 714	1 413 086	2 877 800
Number of new cancer cases	4 195	2 842	7 037
Age-standardized incidence rate (World)	170.6	128.1	148.1
Risk of developing cancer before the age of 75 years (%)	17.7	12.7	15.1
Number of cancer deaths	2 659	1 319	3 978
Age-standardized mortality rate (World)	101.0	50.9	74.9
Risk of dying from cancer before the age of 75 years (%)	10.7	5.4	8.0
5-year prevalent cases	9 844	8 128	17 972
Top 5 most frequent cancers excluding non-melanoma skin cancer (ranked by cases)	Lung Prostate Stomach Bladder Colorectum	Breast Corpus uteri Lung Colorectum Cervix uteri	Lung Breast Prostate Stomach Colorectum

Geography



Numbers at a glance

Total population

2 877 800

Number of new cases

7 037

Number of deaths

3 978

Number of prevalent cases (5-year)

17 972

Data source and methods

Incidence

Country-specific data source: No data

Method: Estimated from national mortality estimates by modelling, using mortality:incidence ratios derived from cancer registry data in neighbouring countries

Mortality

Country-specific data source: National (WHO)

Method: National rates projected to 2020

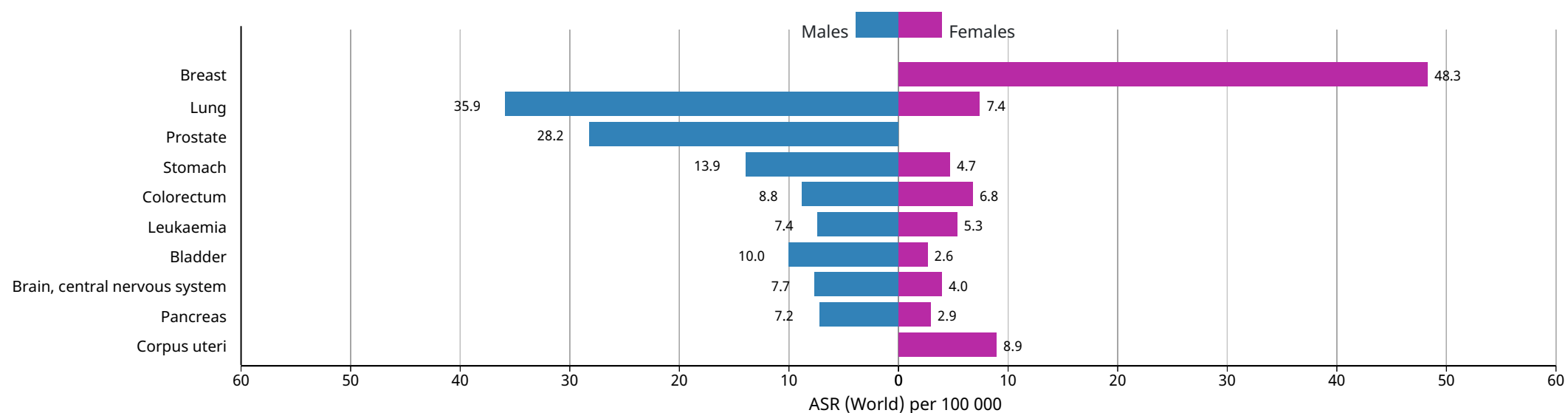
Prevalence

Computed using sex-, site- and age-specific incidence to 1-,3- and 5-year prevalence ratios from Nordic countries for the period (2006-2015), and scaled using Human Development Index (HDI) ratios.

Incidence, Mortality and Prevalence by cancer site

Cancer	New cases				Deaths				5-year prevalence (all ages)	
	Number	Rank	(%)	Cum.risk	Number	Rank	(%)	Cum.risk	Number	Prop.
Lung	1 107	1	15.7	2.46	966	1	24.3	2.10	1 196	0
Breast	936	2	13.3	4.86	260	5	6.5	1.24	3 216	0
Prostate	794	3	11.3	3.48	338	3	8.5	0.90	2 873	0
Stomach	468	4	6.7	1.07	385	2	9.7	0.85	682	0
Bladder	379	5	5.4	0.71	179	7	4.5	0.21	1 093	0
Pancreas	273	6	3.9	0.61	260	4	6.5	0.58	205	0
Brain, central nervous system	223	7	3.2	0.57	184	6	4.6	0.47	604	0
Leukaemia	217	8	3.1	0.54	149	9	3.7	0.36	635	0
Colon	212	9	3.0	0.47	132	10	3.3	0.25	543	0
Kidney	211	10	3.0	0.47	122	11	3.1	0.25	562	0
Corpus uteri	197	11	2.8	1.01	44	18	1.1	0.19	640	0
Rectum	171	12	2.4	0.43	80	13	2.0	0.18	479	0
Liver	170	13	2.4	0.39	155	8	3.9	0.35	165	0
Larynx	147	14	2.1	0.36	90	12	2.3	0.20	433	0
Cervix uteri	133	15	1.9	0.71	74	14	1.9	0.38	376	0
Lip, oral cavity	106	16	1.5	0.21	50	16	1.3	0.08	300	0
Thyroid	92	17	1.3	0.25	15	25	0.38	0.03	323	0
Testis	83	18	1.2	0.39	10	30	0.25	0.04	303	0
Ovary	76	19	1.1	0.42	48	17	1.2	0.26	215	0
Oesophagus	57	20	0.81	0.09	54	15	1.4	0.08	58	0
Melanoma of skin	56	21	0.80	0.14	20	23	0.50	0.04	170	0
Non-Hodgkin lymphoma	54	22	0.77	0.12	30	19	0.75	0.06	154	0
Hodgkin lymphoma	50	23	0.71	0.13	17	24	0.43	0.05	186	0
Nasopharynx	39	24	0.55	0.09	20	22	0.50	0.04	115	0
Multiple myeloma	36	25	0.51	0.10	26	20	0.65	0.07	92	0
Oropharynx	28	26	0.40	0.07	21	21	0.53	0.05	74	0
Vulva	24	27	0.34	0.09	12	27	0.30	0.04	70	0
Salivary glands	22	28	0.31	0.03	13	26	0.33	0.02	62	0
Mesothelioma	19	29	0.27	0.04	11	28	0.28	0.02	22	0
Hypopharynx	18	30	0.26	0.03	10	29	0.25	0.02	30	0
Gallbladder	11	31	0.16	0.02	8	31	0.20	0.02	12	0
Penis	10	32	0.14	0.04	6	32	0.15	0.02	30	0
Vagina	8	33	0.11	0.04	0	33	0	0	23	0
Anus	4	34	0.06	0.01	0	34	0	0	12	0
Kaposi sarcoma	1	35	0.01	0.00	0	35	0	0	3	0
All cancer sites	7 037	-	-	15.14	3 978	-	-	7.99	17 972	0

Age-standardized (World) incidence rates per sex, top 10 cancers



Age-standardized (World) incidence and mortality rates, top 10 cancers

