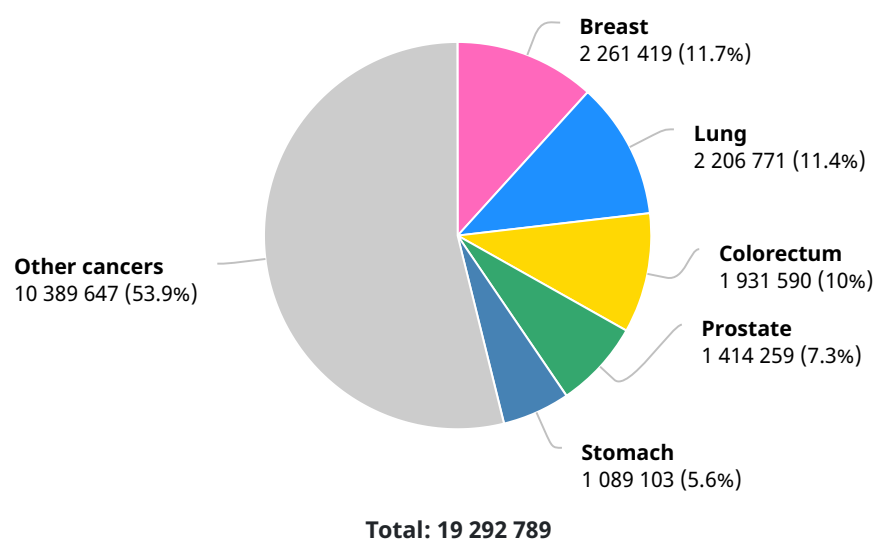


World

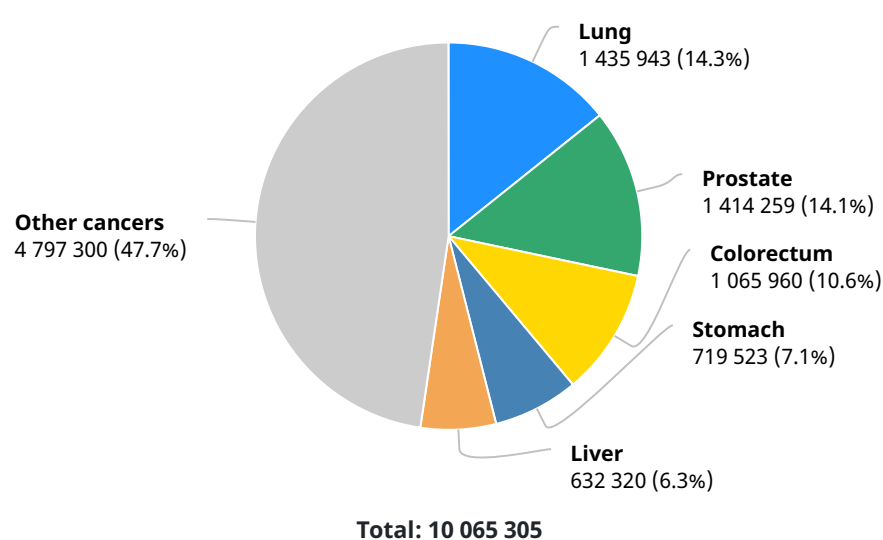
Source: Globocan 2020



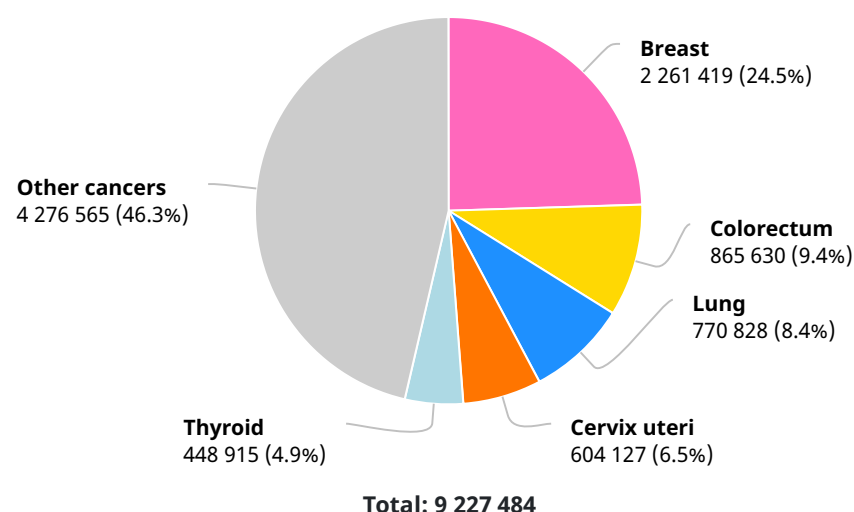
Number of new cases in 2020, both sexes, all ages



Number of new cases in 2020, males, all ages



Number of new cases in 2020, females, all ages



Summary statistic 2020

| | Males | Females | Both sexes |
|--|--|---|---|
| Population | 3 929 973 836 | 3 864 824 712 | 7 794 798 844 |
| Number of new cancer cases | 10 065 305 | 9 227 484 | 19 292 789 |
| Age-standardized incidence rate (World) | 222.0 | 186.0 | 201.0 |
| Risk of developing cancer before the age of 75 years (%) | 22.6 | 18.6 | 20.4 |
| Number of cancer deaths | 5 528 810 | 4 429 323 | 9 958 133 |
| Age-standardized mortality rate (World) | 120.8 | 84.2 | 100.7 |
| Risk of dying from cancer before the age of 75 years (%) | 12.6 | 8.9 | 10.7 |
| 5-year prevalent cases | 24 828 480 | 25 721 807 | 50 550 287 |
| Top 5 most frequent cancers excluding non-melanoma skin cancer (ranked by cases) | Lung Prostate Colorectum Stomach Liver | Breast Colorectum Lung Cervix uteri Thyroid | Breast Lung Colorectum Prostate Stomach |

Geography



Numbers at a glance

Total population

7 794 798 844

Number of new cases

19 292 789

Number of deaths

9 958 133

Number of prevalent cases (5-year)

50 550 287

Data source and methods

Incidence

Population weighted average of the rates of the region-specific countries included in GLOBOCAN 2020.

Mortality

Population weighted average of the rates of the region-specific countries included in GLOBOCAN 2020.

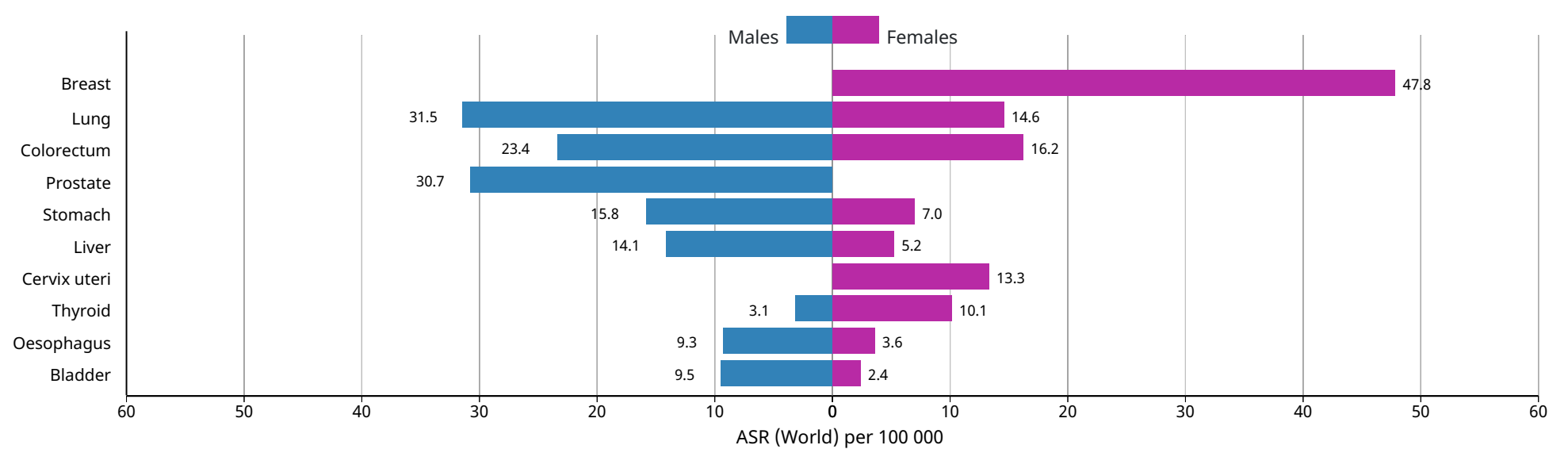
Prevalence

Sum of region-specific prevalent cases.

Incidence, Mortality and Prevalence by cancer site

| Cancer | New cases | | | | Deaths | | | | 5-year prevalence (all ages) | |
|-------------------------------|-------------------|----------|----------|--------------|------------------|----------|----------|--------------|------------------------------|----------|
| | Number | Rank | (%) | Cum.risk | Number | Rank | (%) | Cum.risk | Number | Prop. |
| Breast | 2 261 419 | 1 | 11.7 | 5.20 | 684 996 | 4 | 6.9 | 1.49 | 7 790 717 | 0 |
| Lung | 2 206 771 | 2 | 11.4 | 2.74 | 1 796 144 | 1 | 18.0 | 2.18 | 2 604 791 | 0 |
| Prostate | 1 414 259 | 3 | 7.3 | 3.86 | 375 304 | 8 | 3.8 | 0.63 | 4 956 901 | 0 |
| Colon | 1 148 515 | 4 | 6.0 | 1.30 | 576 858 | 5 | 5.8 | 0.55 | 3 045 225 | 0 |
| Stomach | 1 089 103 | 5 | 5.6 | 1.31 | 768 793 | 3 | 7.7 | 0.90 | 1 805 968 | 0 |
| Liver | 905 677 | 6 | 4.7 | 1.11 | 830 180 | 2 | 8.3 | 1.01 | 994 539 | 0 |
| Rectum | 732 210 | 7 | 3.8 | 0.91 | 339 022 | 10 | 3.4 | 0.37 | 2 066 732 | 0 |
| Cervix uteri | 604 127 | 8 | 3.1 | 1.39 | 341 831 | 9 | 3.4 | 0.82 | 1 495 211 | 0 |
| Oesophagus | 604 100 | 9 | 3.1 | 0.78 | 544 076 | 6 | 5.5 | 0.68 | 666 388 | 0 |
| Thyroid | 586 202 | 10 | 3.0 | 0.68 | 43 646 | 25 | 0.44 | 0.05 | 1 984 927 | 0 |
| Bladder | 573 278 | 11 | 3.0 | 0.64 | 212 536 | 14 | 2.1 | 0.18 | 1 720 625 | 0 |
| Non-Hodgkin lymphoma | 544 352 | 12 | 2.8 | 0.62 | 259 793 | 12 | 2.6 | 0.27 | 1 544 488 | 0 |
| Pancreas | 495 773 | 13 | 2.6 | 0.55 | 466 003 | 7 | 4.7 | 0.51 | 379 958 | 0 |
| Leukaemia | 474 519 | 14 | 2.5 | 0.50 | 311 594 | 11 | 3.1 | 0.32 | 1 340 506 | 0 |
| Kidney | 431 288 | 15 | 2.2 | 0.52 | 179 368 | 16 | 1.8 | 0.20 | 1 207 547 | 0 |
| Corpus uteri | 417 367 | 16 | 2.2 | 1.05 | 97 370 | 20 | 0.98 | 0.22 | 1 415 213 | 0 |
| Lip, oral cavity | 377 713 | 17 | 2.0 | 0.46 | 177 757 | 17 | 1.8 | 0.22 | 959 248 | 0 |
| Melanoma of skin | 324 635 | 18 | 1.7 | 0.37 | 57 043 | 23 | 0.57 | 0.06 | 1 092 818 | 0 |
| Ovary | 313 959 | 19 | 1.6 | 0.73 | 207 252 | 15 | 2.1 | 0.49 | 823 315 | 0 |
| Brain, central nervous system | 308 102 | 20 | 1.6 | 0.35 | 251 329 | 13 | 2.5 | 0.30 | 837 152 | 0 |
| Larynx | 184 615 | 21 | 0.96 | 0.25 | 99 840 | 19 | 1.0 | 0.13 | 518 380 | 0 |
| Multiple myeloma | 176 404 | 22 | 0.91 | 0.21 | 117 077 | 18 | 1.2 | 0.13 | 450 579 | 0 |
| Nasopharynx | 133 354 | 23 | 0.69 | 0.16 | 80 008 | 22 | 0.80 | 0.10 | 382 507 | 0 |
| Gallbladder | 115 949 | 24 | 0.60 | 0.13 | 84 695 | 21 | 0.85 | 0.09 | 137 466 | 0 |
| Oropharynx | 98 412 | 25 | 0.51 | 0.13 | 48 143 | 24 | 0.48 | 0.06 | 258 543 | 0 |
| Hypopharynx | 84 254 | 26 | 0.44 | 0.11 | 38 599 | 26 | 0.39 | 0.05 | 132 717 | 0 |
| Hodgkin lymphoma | 83 087 | 27 | 0.43 | 0.09 | 23 376 | 28 | 0.23 | 0.02 | 281 112 | 0 |
| Testis | 74 458 | 28 | 0.39 | 0.14 | 9 334 | 34 | 0.09 | 0.02 | 296 686 | 0 |
| Salivary glands | 53 583 | 29 | 0.28 | 0.06 | 22 778 | 29 | 0.23 | 0.03 | 160 292 | 0 |
| Anus | 50 865 | 30 | 0.26 | 0.06 | 19 293 | 30 | 0.19 | 0.02 | 141 378 | 0 |
| Vulva | 45 240 | 31 | 0.23 | 0.09 | 17 427 | 31 | 0.18 | 0.03 | 135 892 | 0 |
| Penis | 36 068 | 32 | 0.19 | 0.09 | 13 211 | 33 | 0.13 | 0.03 | 102 157 | 0 |
| Kaposi sarcoma | 34 270 | 33 | 0.18 | 0.03 | 15 086 | 32 | 0.15 | 0.01 | 82 033 | 0 |
| Mesothelioma | 30 870 | 34 | 0.16 | 0.03 | 26 278 | 27 | 0.26 | 0.03 | 37 047 | 0 |
| Vagina | 17 908 | 35 | 0.09 | 0.04 | 7 995 | 35 | 0.08 | 0.02 | 44 613 | 0 |
| All cancer sites | 19 292 789 | - | - | 20.44 | 9 958 133 | - | - | 10.65 | 50 550 287 | 0 |

Age-standardized (World) incidence rates per sex, top 10 cancers



Age-standardized (World) incidence and mortality rates, top 10 cancers

