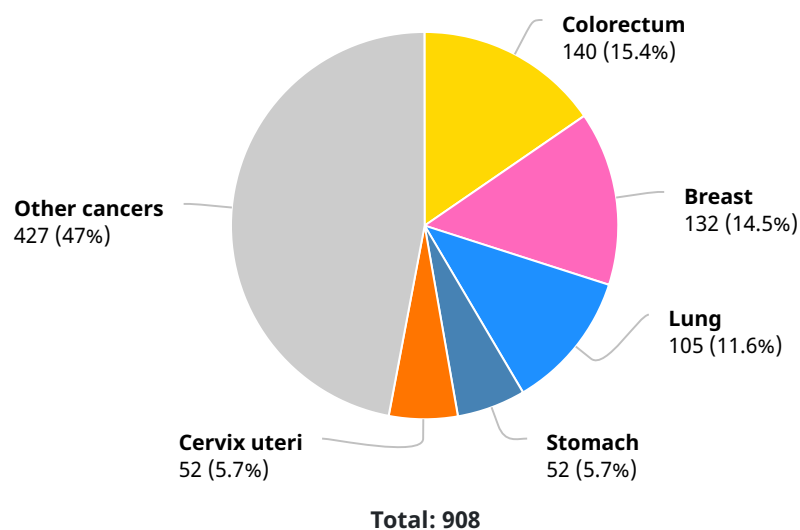


# Brunei

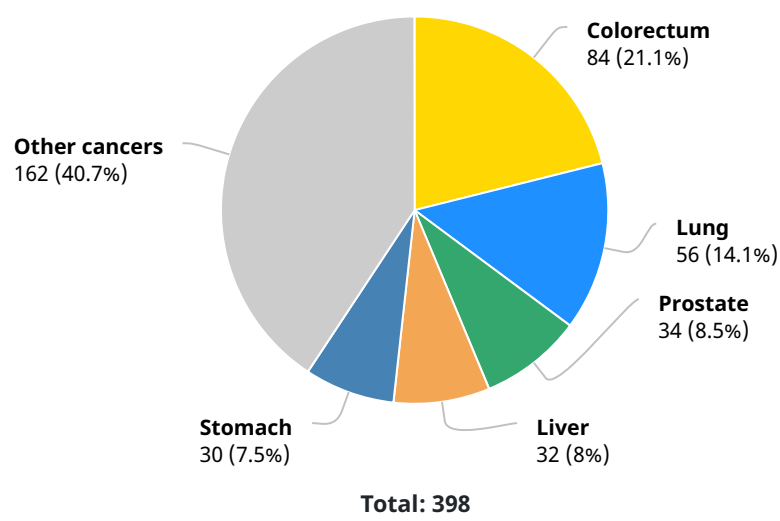
Source: Globocan 2018



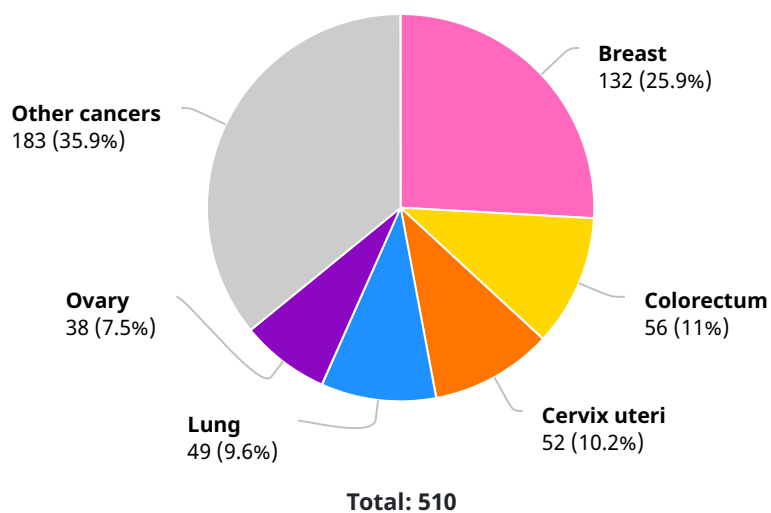
## Number of new cases in 2018, both sexes, all ages



## Number of new cases in 2018, males, all ages



## Number of new cases in 2018, females, all ages



## Summary statistic 2018

	Males	Females	Both sexes
Population	223 327	210 744	434 071
Number of new cancer cases	398	510	908
Age-standardized incidence rate (World)	213.0	232.8	220.2
Risk of developing cancer before the age of 75 years (%)	21.3	21.5	21.2
Number of cancer deaths	201	179	380
Age-standardized mortality rate (World)	116.2	90.9	102.3
Risk of dying from cancer before the age of 75 years (%)	11.7	8.8	10.2
5-year prevalent cases	936	1 508	2 444
Top 5 most frequent cancers excluding non-melanoma skin cancer (ranked by cases)	Colorectum Lung Prostate Liver Stomach	Breast Colorectum Cervix uteri Lung Ovary	Colorectum Breast Lung Stomach Cervix uteri

## Geography



## Numbers at a glance

Total population

**434 071**

Number of new cases

**908**

Number of deaths

**380**

Number of prevalent cases (5-year)

**2 444**

## Data source and methods

### Incidence

**Country-specific data source:** Brunei National Cancer Registry

**Method:** Most recent rates from a single registry applied to 2018 population

### Mortality

**Country-specific data source:** National (WHO)

**Method:** Most recent rates from one source applied to 2018 population

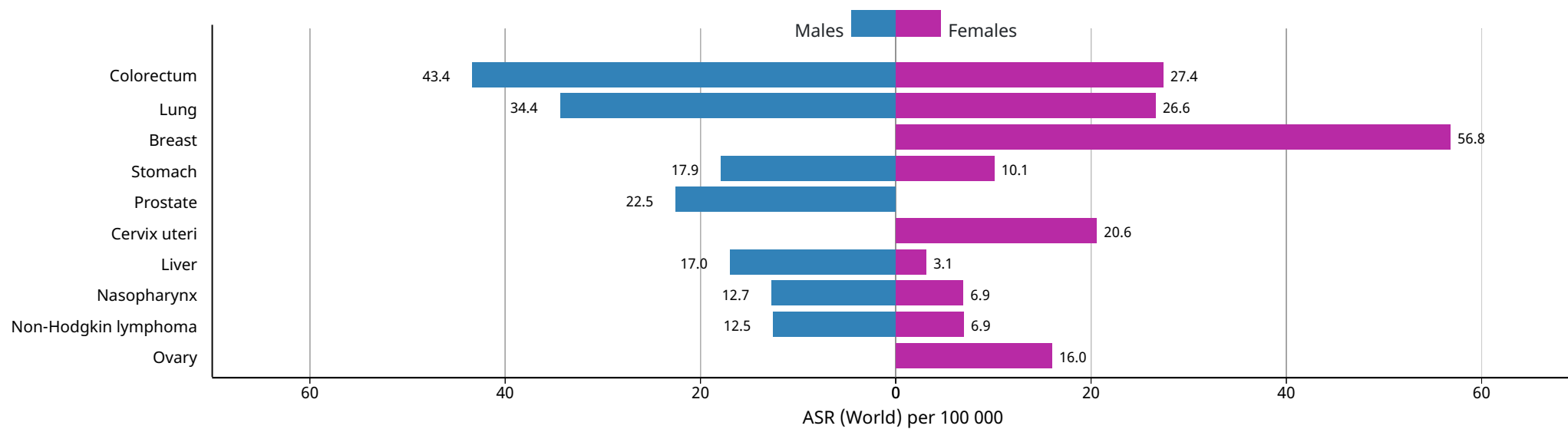
### Prevalence

Computed using sex-, site- and age-specific incidence to 1-,3- and 5-year prevalence ratios from Nordic countries for the period (2000-2009), and scaled using Human Development Index (HDI) ratios.

## Incidence, Mortality and Prevalence by cancer site

Cancer	New cases				Deaths				5-year prevalence (all ages)	
	Number	Rank	(%)	Cum.risk	Number	Rank	(%)	Cum.risk	Number	Prop.
Breast	132	1	14.5	6.08	24	5	6.3	1.18	490	232.51
Lung	105	2	11.6	3.36	77	1	20.3	2.36	115	26.49
Rectum	71	3	7.8	2.01	27	4	7.1	0.73	208	47.92
Colon	69	4	7.6	1.86	23	6	6.1	0.64	186	42.85
Stomach	52	5	5.7	1.16	31	2	8.2	0.70	82	18.89
Cervix uteri	52	6	5.7	2.10	14	11	3.7	0.77	168	79.72
Nasopharynx	42	7	4.6	1.29	22	7	5.8	0.85	140	32.25
Non-Hodgkin lymphoma	41	8	4.5	0.95	17	10	4.5	0.36	126	29.03
Liver	38	9	4.2	1.19	31	3	8.2	0.95	29	6.68
Ovary	38	10	4.2	1.42	14	12	3.7	0.52	119	56.47
Prostate	34	11	3.7	2.68	7	15	1.8	0.31	121	54.18
Leukaemia	30	12	3.3	0.56	18	8	4.7	0.37	98	22.58
Thyroid	28	13	3.1	0.57	2	22	0.53	0	106	24.42
Corpus uteri	24	14	2.6	0.87	3	19	0.79	0.12	76	36.06
Pancreas	21	15	2.3	0.65	18	9	4.7	0.57	18	4.15
Kidney	20	16	2.2	0.55	8	14	2.1	0.36	54	12.44
Brain, central nervous system	10	17	1.1	0.19	6	16	1.6	0.14	32	7.37
Multiple myeloma	9	18	0.99	0.30	9	13	2.4	0.30	24	5.53
Hodgkin lymphoma	8	19	0.88	0.10	1	23	0.26	0	36	8.29
Bladder	8	20	0.88	0.28	3	20	0.79	0.10	24	5.53
Gallbladder	5	21	0.55	0.12	4	17	1.1	0.09	6	1.38
Oesophagus	5	22	0.55	0.23	4	18	1.1	0.18	5	1.15
Larynx	3	23	0.33	0.14	0	27	0	0	9	2.07
Salivary glands	3	24	0.33	0.05	0	30	0	0	9	2.07
Melanoma of skin	2	25	0.22	0.05	2	21	0.53	0.05	6	1.38
Vulva	2	26	0.22	0.05	0	32	0	0	7	3.32
Lip, oral cavity	2	27	0.22	0.15	0	34	0	0	6	1.38
Testis	1	28	0.11	0.03	0	31	0	0	4	1.79
Vagina	0	29	0	0	0	25	0	0	0	0
Hypopharynx	0	30	0	0	0	26	0	0	0	0
Penis	0	31	0	0	0	28	0	0	0	0
Kaposi sarcoma	0	32	0	0	0	29	0	0	0	0
Mesothelioma	0	33	0	0	0	33	0	0	0	0
Anus	0	34	0	0	0	35	0	0	0	0
Oropharynx	0	35	0	0	0	24	0	0	0	0
<b>All cancer sites</b>	<b>908</b>	<b>-</b>	<b>-</b>	<b>21.20</b>	<b>380</b>	<b>-</b>	<b>-</b>	<b>10.18</b>	<b>2 444</b>	<b>563.04</b>

### Age-standardized (World) incidence rates per sex, top 10 cancers



### Age-standardized (World) incidence and mortality rates, top 10 cancers

