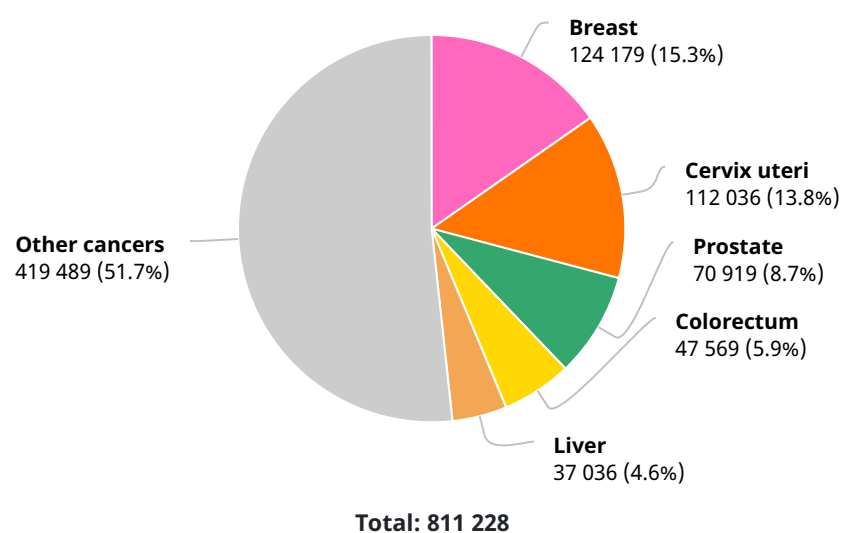


# WHO Africa region (AFRO)

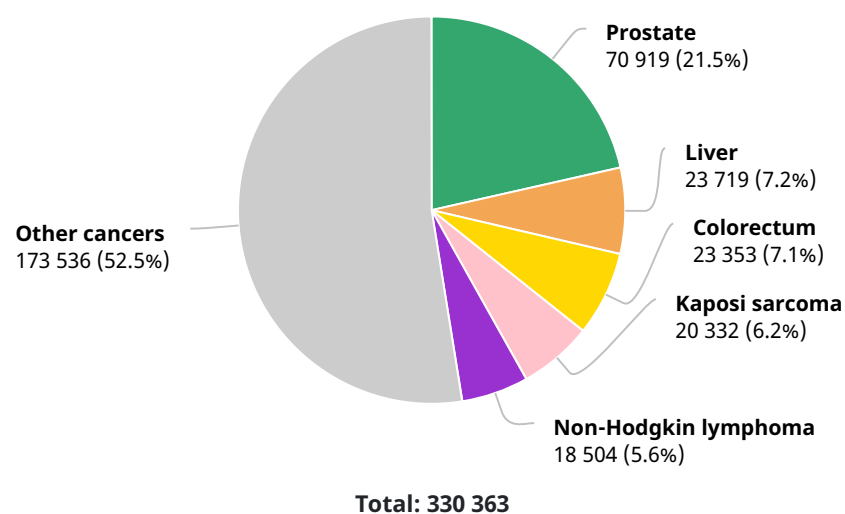
Source: Globocan 2018



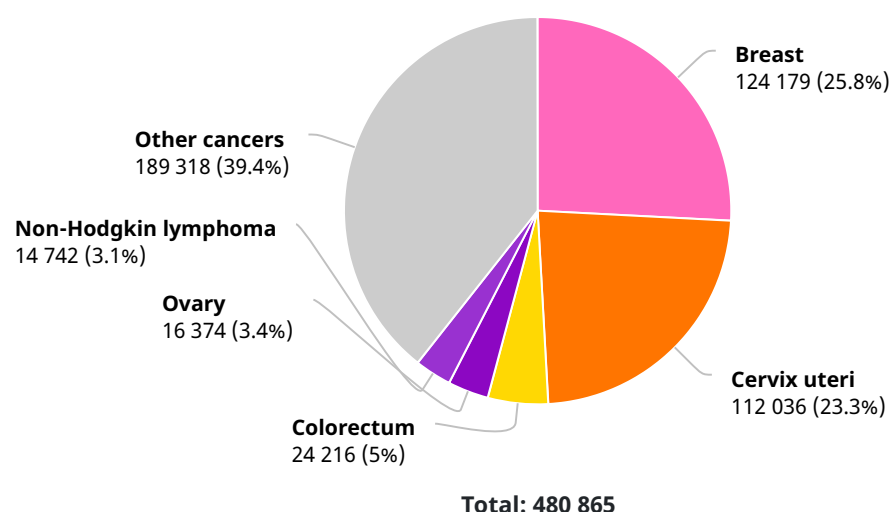
## Number of new cases in 2018, both sexes, all ages



## Number of new cases in 2018, males, all ages



## Number of new cases in 2018, females, all ages



## Summary statistic 2018

	Males	Females	Both sexes
Population	536 400 221	538 348 095	1 074 748 322
Number of new cancer cases	330 363	480 865	811 228
Age-standardized incidence rate (World)	115.8	139.4	127.0
Risk of developing cancer before the age of 75 years (%)	12.0	14.1	13.0
Number of cancer deaths	231 501	302 376	533 877
Age-standardized mortality rate (World)	85.0	92.7	88.2
Risk of dying from cancer before the age of 75 years (%)	8.6	9.8	9.2
5-year prevalent cases	535 914	914 922	1 450 836
Top 5 most frequent cancers excluding non-melanoma skin cancer (ranked by cases)	Prostate	Breast	Breast
	Liver	Cervix uteri	Cervix uteri
	Colorectum	Colorectum	Prostate
	Kaposi sarcoma	Ovary	Colorectum
	Non-Hodgkin lymphoma	Non-Hodgkin lymphoma	Liver

## Geography



## Numbers at a glance

Total population

**1 074 748 322**

Number of new cases

**811 228**

Number of deaths

**533 877**

Number of prevalent cases (5-year)

**1 450 836**

## Data source and methods

### Incidence

Population weighted average of the rates of the region-specific countries included in GLOBOCAN 2018.

### Mortality

Population weighted average of the rates of the region-specific countries included in GLOBOCAN 2018.

### Prevalence

Sum of region-specific prevalent cases.

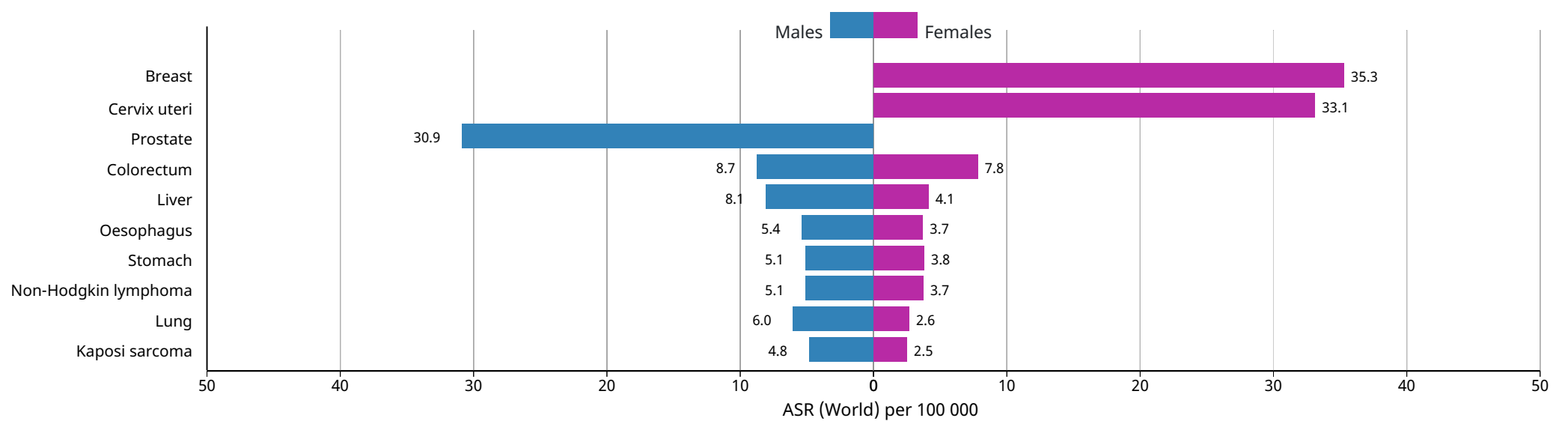
## Populations included

Eastern Africa, Middle Africa, Southern Africa, Western Africa

## Incidence, Mortality and Prevalence by cancer site

Cancer	New cases				Deaths				5-year prevalence (all ages)	
	Number	Rank	(%)	Cum.risk	Number	Rank	(%)	Cum.risk	Number	Prop.
Breast	124 179	1	15.3	3.69	55 938	2	10.5	1.72	257 012	0
Cervix uteri	112 036	2	13.8	3.65	76 506	1	14.3	2.79	220 832	0
Prostate	70 919	3	8.7	3.57	37 765	3	7.1	1.60	111 568	0
Liver	37 036	4	4.6	0.66	36 239	4	6.8	0.65	35 448	0
Non-Hodgkin lymphoma	33 246	5	4.1	0.44	22 614	7	4.2	0.34	66 764	0
Kaposi sarcoma	31 922	6	3.9	0.31	17 405	10	3.3	0.17	60 721	0
Stomach	25 221	7	3.1	0.50	23 562	6	4.4	0.48	32 072	0
Oesophagus	25 085	8	3.1	0.51	24 497	5	4.6	0.50	23 497	0
Colon	23 998	9	3.0	0.49	16 934	11	3.2	0.34	41 999	0
Lung	23 102	10	2.8	0.49	22 208	8	4.2	0.48	22 672	0
Leukaemia	21 808	11	2.7	0.29	18 047	9	3.4	0.26	44 810	0
Rectum	18 790	12	2.3	0.36	11 173	13	2.1	0.22	33 839	0
Ovary	16 374	13	2.0	0.52	12 644	12	2.4	0.46	30 977	0
Bladder	15 113	14	1.9	0.29	9 053	15	1.7	0.18	30 981	0
Thyroid	12 085	15	1.5	0.20	2 272	28	0.43	0.05	30 669	0
Pancreas	11 295	16	1.4	0.24	10 919	14	2.0	0.24	8 071	0
Lip, oral cavity	10 550	17	1.3	0.20	8 207	17	1.5	0.17	20 430	0
Brain, central nervous system	10 289	18	1.3	0.14	8 630	16	1.6	0.13	20 736	0
Corpus uteri	9 573	19	1.2	0.39	4 783	21	0.90	0.21	21 042	0
Kidney	9 509	20	1.2	0.11	5 790	18	1.1	0.09	20 983	0
Nasopharynx	7 200	21	0.89	0.10	4 765	22	0.89	0.08	16 919	0
Larynx	7 022	22	0.87	0.16	5 356	19	1.0	0.12	14 056	0
Hodgkin lymphoma	6 893	23	0.85	0.07	3 111	25	0.58	0.04	16 861	0
Multiple myeloma	6 242	24	0.77	0.13	5 329	20	1.00	0.12	10 691	0
Melanoma of skin	5 844	25	0.72	0.11	3 737	23	0.70	0.08	12 181	0
Vulva	5 079	26	0.63	0.14	932	31	0.17	0.03	12 347	0
Anus	4 781	27	0.59	0.09	3 329	24	0.62	0.06	7 992	0
Salivary glands	4 225	28	0.52	0.06	2 543	27	0.48	0.05	7 872	0
Gallbladder	4 188	29	0.52	0.09	2 806	26	0.53	0.06	4 786	0
Penis	2 232	30	0.28	0.08	857	32	0.16	0.03	4 253	0
Oropharynx	2 148	31	0.26	0.04	1 638	29	0.31	0.03	4 730	0
Vagina	1 721	32	0.21	0.06	735	33	0.14	0.03	3 186	0
Hypopharynx	1 295	33	0.16	0.03	1 055	30	0.20	0.02	1 483	0
Testis	1 273	34	0.16	0.03	553	35	0.10	0.02	3 491	0
Mesothelioma	694	35	0.09	0.01	658	34	0.12	0.01	685	0
<b>All cancer sites</b>	<b>811 228</b>	<b>-</b>	<b>-</b>	<b>13.04</b>	<b>533 877</b>	<b>-</b>	<b>-</b>	<b>9.23</b>	<b>1 450 836</b>	<b>0</b>

### Age-standardized (World) incidence rates per sex, top 10 cancers



### Age-standardized (World) incidence and mortality rates, top 10 cancers

